



Grantee Connect Series Summary

JANUARY 2025

In 2024, Cuyahoga Arts & Culture created a series of opportunities for CAC-funded nonprofits to connect with CAC and each other. This included a variety of approaches to build trust-based relationships with our grantee partners, and to best position CAC to respond to their needs and the residents they serve.

Thank you to Near West Theatre, Cleveland Museum of Natural History, Neighborhood Connections, and Inlet Dance Theatre for hosting Grantee Connect Meetups and to all of our grantee partners who participated. Thank you to Jake Sinatra and the CAC Grants Team for organizing this series, and to Bedrock Research for partnering with us.

Background.....	4
Methodology.....	6
Key Findings.....	8
Taking Action.....	14
Appendix.....	15
Flyer	
List of Participating Organizations	
Survey Tool	
Survey Results	

Cuyahoga Arts & Culture (CAC) is the public funder of arts and cultural organizations in Cuyahoga County, Ohio and a political subdivision of the State of Ohio chartered in Ohio Revised Code Section 3381. Since 2006, CAC has made over 4,300 grants totaling \$257 million to 500 nonprofits. Every year, CAC-funded nonprofits offer millions of cultural experiences.

In November 2023, **CAC committed to listening more deeply and connecting with our nonprofit arts and cultural community to help shape our grantmaking.** This commitment was made at a difficult time for our arts community. Many nonprofit organizations were continuing to grapple with uncertainties and budgetary constraints resulting from the pandemic. CAC made a difficult decision to proceed with planned reductions to its grantmaking allocation as its own revenue continued to decline. Listening and evaluation have always been core to CAC's grantmaking process. However, we acknowledged that work needed to be done to build trust and unity so that CAC remains responsive to the needs of our grantee partners and residents, now and into the future.

CAC is funded by a tax on cigarettes sold in Cuyahoga County, Ohio. **Cigarette smoking rates have changed drastically since Cuyahoga Arts & Culture's inception.** As CAC's sole funding source, the tax on cigarettes sold in Cuyahoga County, Ohio has decreased by more than 50 percent since 2007. The tax does not include sales of vapes, marijuana, or other tobacco products. Levied at the rate of 1½ cents or 15 mills per cigarette (30 cents per pack) from 2007-2025, the tax has generated substantial funding.

The successful passage of Issue 55 in November 2024 was an important step forward. Issue 55 expands the tax to 35 mills (3½ cents) per cigarette. CAC will start to receive the increased tax revenues in March 2025 and anticipates new revenue will impact grants made for 2026 and beyond. This expanded levy ensures funding for local arts nonprofits through 2035.

As we look ahead to CAC's next decade, we must ask: **how do we continue to strengthen our arts and cultural nonprofits – to the benefit of all County residents – for years to come?** The Grantee Connect Series is a crucial part of beginning to answer that question – starting with the people, and organizations, CAC supports.

The Grantee Connect Series offered staff and board members at CAC-funded organizations multiple ways to help shape CAC's work:

- 1. Independent and Anonymous Grantee Survey:** a comprehensive, anonymous survey about CAC's grantmaking and future, managed by an independent research firm.
- 2. Grantee Connect Meetups:** a series of in-person and virtual gatherings to hear the initial survey findings, share feedback, and connect with peers.

CAC also conducted a **National Scan of Local & State Arts Funders** and collected **Guidelines Feedback** to inform our work:

- CAC scanned nine other arts and culture funders using public funds across the country. The resulting data include a high-level summary of grantmaking strategies used by peer funders, organized into key themes and individual funder profiles.
- As it does each year, CAC provides an opportunity for real-time feedback on CAC's grantmaking guidelines. During this process, grantee partners reviewed and submitted a comment form on the 2025 Project Support grant guidelines, which directly resulted in changes to streamline and simplify the materials and provided context for future planning work.

All of CAC's planning efforts build off the agency's multi-year planning and evaluation processes, including Cuyahoga Voices & Vision (future.cacgrants.org), a community listening and planning process. This was conducted in 2016 following the completion of CAC's first – and start of its second – 10-year tax levy cycle.

2024 Grantee Connect Survey

On behalf of Cuyahoga Arts & Culture (CAC), Bedrock Research, LLC conducted a survey to establish a baseline of grantee feedback to help shape future planning and build grantee confidence as CAC enters the levy process. Specifically:

- Take a temperature of grantees on various grantmaking related topical issues
- Establish a baseline for grantee satisfaction with elements of the grant process
- Understand areas where grantees might need additional support / resources
- Build good will with grantees by seeking honest feedback
- Inform 2024 staff work; improve processes for 2025, identify issues/opportunities for 2026
- Serve as a precursor to further listening/assessment

Methods/Collection of Data

The 2024 Survey of CAC Grantees was administered online by Bedrock Research, LLC. CAC provided Bedrock with a list of contacts for 2023 grantees who are also 2024 grantees. For some organizations more than one contact was provided.

Data were collected between March 21, 2024, and April 23, 2024. Respondents were invited to participate in the survey via an email invitation. A total of 376 grantee contacts were invited to participate in the survey from 247 organizations.

An initial pre-survey email was sent by CAC to eligible grantees explaining the purpose of the survey and alerting them to expect an email from Bedrock with a survey link. Bedrock sent four separate emails to eligible grantees, an initial invitation and three reminders. CAC also sent one additional email reminding grantees to please complete the survey. As an incentive for participation grantees were eligible to enter a drawing to win one of five \$75 gift cards. A total of 218 completed surveys were received from 185 organizations, resulting in a 58% response rate at the individual participant level and a **75% response rate at the organization level.**

CAC was provided aggregated survey data results and masked verbatim comments to protect respondent anonymity.

2024 Grantee Connect Meetups

CAC invited Staff and Board members at current and recent grantee organizations to participate in the Grantee Connect Meetups, held in June 2024. The purpose of the Grantee Connect Meetups was to **utilize in-person gatherings to foster connections between CAC and grantee partners, and to share the results of the survey.**

Four Grantee Connect Meetups were hosted in-person at grantee organizations, and one was hosted online. 70 attendees representing 59 organizations participated. The sessions were led by CAC, beginning with a presentation of initial survey findings and leading to a broader discussion among participants about their experiences with CAC funding and what they hope to see from CAC in the future. Conversation topics ranged from large-scale planning, such as grant allocation planning, to smaller details like word counts in applications. After the session, participants were encouraged to continue providing feedback and given the link to CAC's online feedback form.

Grantee Connect Meetup Locations

Near West Theatre

June 3, 2024

Cleveland Museum of Natural History

June 11, 2024

Neighborhood Connections

June 13, 2024

Inlet Dance Theatre

June 17, 2024

Virtual – Zoom

June 26, 2024

Response and Initial Findings

More than **280 individual participants** representing over **200 grantee partner organizations** participated in the Grantee Connect Series. Most of the participation came through the survey, which saw a 75% organizational response rate (185 grantee partner organizations) and a 58% individual response rate (218 completed surveys).

CAC staff held Grantee Connect Meetups at five locations, and in one online session. At those sessions we shared initial findings from the survey and gathered additional feedback.

The findings include:

1. Grant recipients **highly value consistent multi-year and flexible funding** from CAC.
2. Grantee partners are **satisfied with communications about the grantmaking process** and find CAC staff helpful.
3. Some grant recipients **do not understand how their grants are determined**.
4. There is **confusion about CAC's role in fundraising** and/or diversifying revenues.
5. There is **not consensus on how CAC should distribute funds** or evolve its grantmaking, despite a shared need for more resources at an organizational level (meaning each organization needs money).

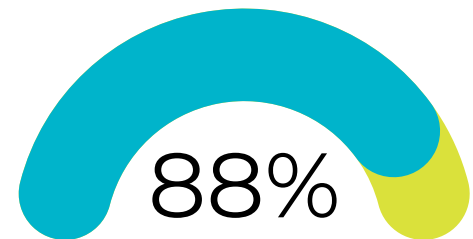
Importance of Flexible Funding

Participants across all grant programs emphasized the importance of multi-year commitments and flexible operating funds. Currently, all three of CAC's grant programs provide multi-year funding opportunities and aim to be as flexible as possible.

"I appreciate that as a repeat grantee we could just reapply for same or similar actions this year. Anything you can do to help us small organizations continue our work and help us grow would also be appreciated."

"By providing stable annual operating support, our CAC grants allowed our staff to focus on details of programs, developing relationships with partners, evaluation, capacity building and marketing."

Note: CAC was provided only masked verbatim comments to protect respondent anonymity.

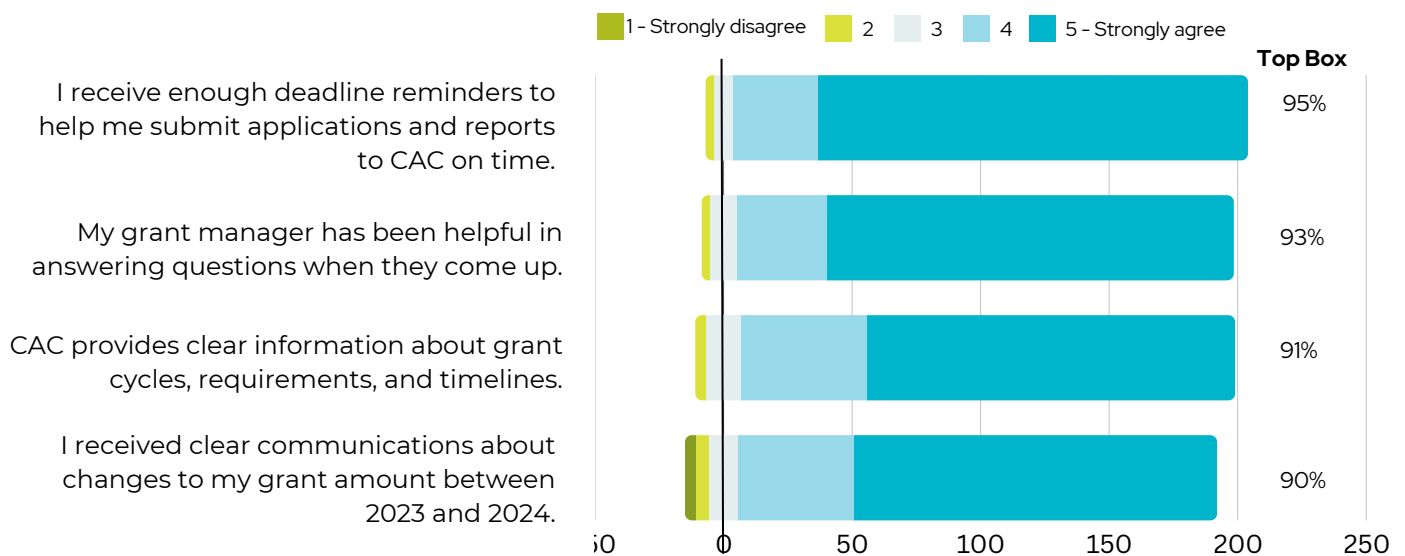


believe **multi-year commitments**, in which the organization receives the same grant amount each year, to be of importance.

Consistent multi-year commitments and flexible funding are highly valued by our grantee partners and continue to be a priority for CAC.

Communications and Grantmaking Process

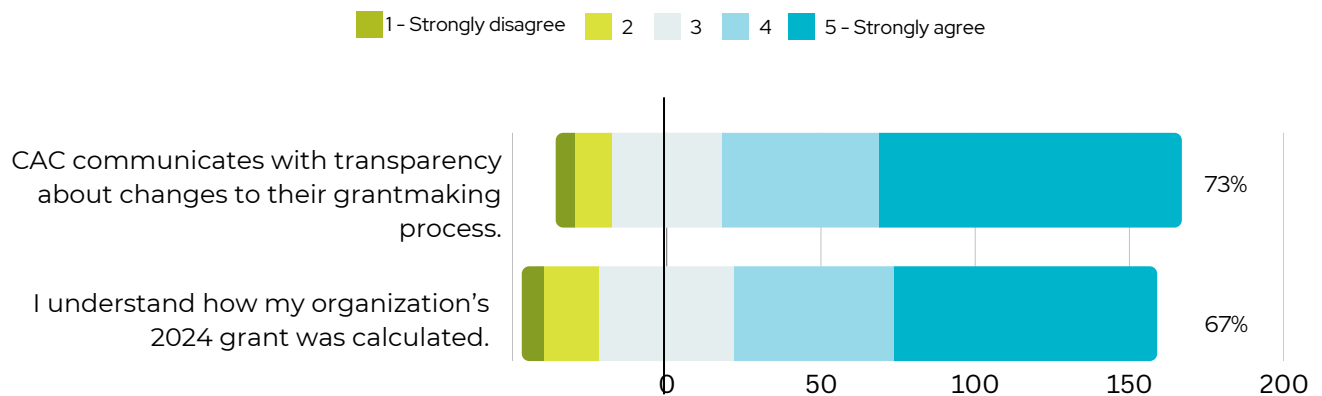
Grantee partners are satisfied with communications about the grantmaking process and find grant managers helpful. On this topic, CAC received a positive response, with top box selections at 90% or higher.



CAC strives to be clear and transparent in its communication with grantee partners. Organizations find the process easy to navigate and can rely on their grant managers for assistance.

Grant Calculations

Some grant recipients reported that they do not understand how their grants are calculated, leaving room for improvement.



There is room for improvement in our communication about grant amount calculations. Formulas across grant programs are complex and rely on several factors other than an organization's own revenue.

CAC's Role in Fundraising

There is confusion about CAC's role in fundraising and/or diversifying its revenues. Many participants commented that CAC should diversify or increase its revenue through fundraising or other methods.

"CAC should diversify revenue streams."

"I would like CAC to look for other ways to supplement the declining funds."

"Now that marijuana is legal, can CAC receive funding from the tax on marijuana?"

"Those last few questions were frustrating. The answer, I think, is to identify new revenue streams."

"Research and adopt new revenue models so that CAC is less reliant on 'sin tax' funding."

Note: CAC was provided only masked verbatim comments to protect respondent anonymity.

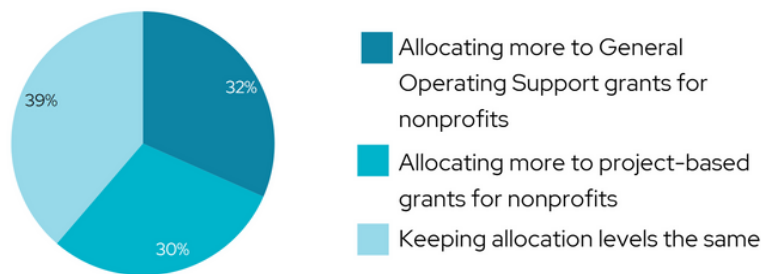
CAC's primary role is to steward the dollars collected by the tax. While we can accept funds from other sources, it is not common for governments to have a fundraising arm or be in competition with our grantee partners. CAC works closely with organizations that have a mission of advocacy, including but not limited to Americans for the Arts, Creative Ohio, and Assembly for the Arts.

Distribution of CAC Funds

There is not consensus on how CAC should distribute funds or evolve its grantmaking, despite a shared need for more resources at an organizational level. When asked if CAC should allocate more funds to General Operating Support or Project Support grants, responses were almost evenly split. Grantee partners also disagree on solutions to accommodate the increasing number of applications and decreasing amount of funding available.

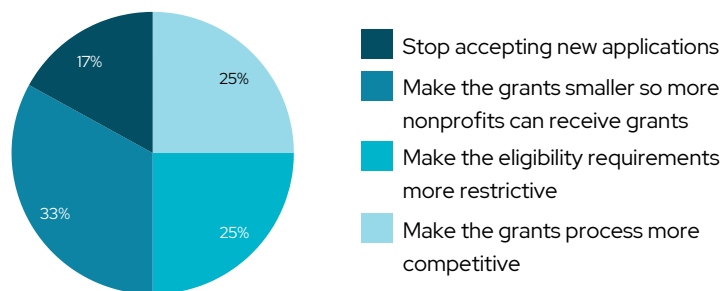
In 2024, more than 80% of CAC's grantmaking budget goes to General Operating Support grants. The remainder goes to project-based grants for nonprofits.

In the future, CAC should consider:



As anticipated, CAC receives decreasing tax revenue each year (down 50% since CAC's inception). At the same time, CAC receives increasing numbers of applications each year.

How should CAC's grantmaking process best accommodate this?



CAC works to find solutions that align with the needs of our grantee partners, but those needs often differ across grant programs and organizations sizes. There is no one-size-fits-all approach to our grantmaking.

Takeaways for CAC: Continuing the Conversation

We have already begun acting on what we heard. For example, the survey indicated grantee partners are generally satisfied with communications from CAC. However, we heard grantee partners might benefit from new approaches to sharing information about CAC and its processes through videos, visual aids, and other tools. In August 2024, we released a new Communications Toolkit to help grantees share information about CAC.

We also commit to:

- Continue the conversation – CAC will continue its Grantee Connect Meetups, as an ongoing space to build trust and connection between CAC and the groups it funds.
- Offer ongoing feedback mechanisms – CAC has launched a general feedback form to collect feedback from grantee partners and the public on a year-round basis. CAC has also increased its grantee site visits in 2024 and will continue to prioritize a variety of opportunities to connect with staff. In 2024, the grants team conducted more than 100 visits, an increase over recent years.
- Leverage the research and findings for Board planning – CAC will use the scan and related data to inform discussion among its Board of Trustees as it considers the best ways to support arts and cultural nonprofits in 2026 and beyond.

Appendix

- I. Flyer
- II. List of Participating Organizations
- III. Survey Tool
- IV. Survey Results



2024 Grantee Connect Series

TOGETHER TODAY AS WE PLAN FOR TOMORROW

Help shape CAC's grantmaking to arts nonprofits

What

This year, Cuyahoga Arts & Culture will hold a series for grant recipients to connect with CAC and each other. These opportunities will strengthen our nonprofit arts community and shape CAC's future.

Why

We are committed to building transparent, trust-based relationships with our grant recipients. We know it is important to listen and connect in a variety of ways. Through this series, feedback and conversations will help CAC plan for the future and respond to grantee needs.

Who

Staff at current and recent grant recipient organizations (CAC-funded nonprofits).

When

March - June 2024

The 2024 Grantee Connect Series will include a variety of opportunities



Give Feedback on CAC's 2025 Grant Guidelines

Provide feedback on CAC's draft guidelines and application for 2025 Project Support.

March 15 - March 27, 2024



Take our 2024 Grantee Survey

A comprehensive online survey about CAC's grantmaking and future. Managed by an independent research firm.

March - April 2024



Join us at Grantee Connect Meetups

Gather with fellow CAC grantees to hear the findings of the 2024 Grantee Survey, connect, and converse.

June 2024

70 attendees representing 59 grantee organizations participated in Grantee Connect Meetups.

- | | | |
|---|--|---|
| AfricaHouse International | Cleveland Museum of Natural History | Museum of Contemporary Art (moCa) Cleveland |
| America Asian Pacific Islander Organization | Cleveland Public Theatre | Musical Upcoming Stars in the Classics |
| America SCORES Cleveland | Dobama Theatre | Near West Theatre |
| Art Therapy Studio | Duffy Liturgical Dance | North Pointe Ballet |
| Arts Impact | Ensemble Theatre Cleveland | OCA Greater Cleveland |
| Assembly for the Arts | Euclid Beach Park Now | Oh Sew Powerful, Inc. |
| Beck Center for the Arts | Food Strong | One South Euclid |
| BlueWater Chamber Orchestra | Good Company A Vocal Ensemble | Reaching Heights |
| Broadway School of Music & the Arts | Greater Cleveland Film Commission | Renovare Music |
| CAN Journal | ICA-Art Conservation | Roots of American Music |
| Cleveland International Film Festival | Jewish Federation of Cleveland | Studio Institute |
| Cleveland Association of Black Storytellers | Julia de Burgos Cultural Arts Center | Tender Heart Crusades |
| Cleveland Botanical Garden | Lake Erie Ink | The Children's Museum of Cleveland |
| Cleveland Classical Guitar Society | Lake Erie Nature & Science Center | The Cleveland Museum of Art |
| Cleveland Grays Armory Museum | LAND studio | The Cleveland Opera |
| Cleveland Institute of Art | Les Délices | The Foundry |
| Cleveland International Film Festival | Literary Cleveland | The Movement Project |
| Cleveland Leadership Center | Little Italy Redevelopment Corporation | University Circle Inc |
| | Maltz Museum | West Park Kamm's Neighborhood Development |
| | Midtown Cleveland | Western Reserve Chorale |
| | | Zygote Press |

249 organizations were invited to participate in the survey and Grantee Connect Meetups

Abrepaso Flamenco	Choral Arts Cleveland
Achievement Centers for Children	City Ballet of Cleveland
AfricaHouse International	City Club of Cleveland
America Asian Pacific Islander Organization	CityMusic Cleveland
America SCORES Cleveland	Cleveland Association of Black Storytellers
American Hungarian Friends of Scouting	Cleveland Botanical Garden
American Slovenian Polka Foundation	Cleveland Chamber Choir
Apollo's Fire Baroque Orchestra	Cleveland Chamber Collective
Aradhana Committee	Cleveland Chamber Music Society
Art House	Cleveland Chamber Symphony
Art of Me	Cleveland Classical Guitar Society
Art Therapy Studio	Cleveland Composers Guild
Artful	Cleveland Dance Project Company
Artists Archives of the Western Reserve	Cleveland Inner City Ballet
Arts Impact	Cleveland Institute of Art
Arts Renaissance Tremont (ART)	Cleveland Institute of Music
Assembly for the Arts	Cleveland International Film Festival
Association of African American Cultural Garden	Cleveland Jazz Orchestra
Baldwin Wallace University	Cleveland Leadership Center
Baseball Heritage Museum	Cleveland Museum of Natural History
BAYarts	Cleveland Opera Theater
Beck Center for the Arts	Cleveland Philharmonic Orchestra
Benjamin Rose Institute on Aging	Cleveland Photo Fest
Berea Arts Fest	Cleveland Play House
BigHearted Blooms	Cleveland Pops Orchestra
BlueWater Chamber Orchestra	Cleveland Pride Band
BorderLight	Cleveland Print Room
Brite Cleveland	Cleveland Public Theatre
Broadway School of Music and the Arts	Cleveland Rape Crisis Center
Brooklyn Heights Service Clubs	Cleveland Repertory Orchestra
Buck Out Foundation	Cleveland Restoration Society
Canalway Partners	Cleveland Rocks: Past Present and Future
Carolyn L. Farrell Foundation	Cleveland School of the Arts Board of Trustees
Case Western Reserve University	Cleveland Seed Bank
Cedar Fairmount Special Improvement District	Cleveland Shakespeare Festival
Celebrate the Arts Performance Academy	Cleveland Silent Film Festival and Colloquium
Center for Arts-Inspired Learning	Cleveland TOPS Swingband
Cesear's Forum	Cleveland Uncommon Sound Project
Chagrin Documentary Film Festival	Cleveland Winds
Chagrin Valley Little Theater	Cleveland Women's Orchestra
Children's Museum of Cleveland	Collective Arts Network

CollectivExpress	Heights Arts
Colors+ Youth Center	Heights Youth Theatre
Community Cup Classic Foundation	Henry Johnson Center
Connecting for Kids	Historic Gateway Neighborhood Corporation
Contemporary Youth Orchestra	Hospice of the Western Reserve
convergence-continuum	ICA - Art Conservation
Coventry PEACE Campus	Ideastream Public Media
Coventry Village Special Improvement District	In Harmony Therapeutic Services
Dance Evert	India Fest USA
DANCECleveland	Ingenuity
Dancing Wheels	Inlet Dance Theatre
Diversity Center of Northeast Ohio	International Women's Air & Space Museum
Djapo Cultural Arts Institute	Italian Cultural Garden
Doan Brook Watershed Partnership	Jennings Center for Older Adults
Dobama Theatre	Jewish Family Service Association of Cleveland Ohio
Downtown Cleveland Alliance	Jewish Federation of Cleveland
DuffyLit	Jones Road Family Development Corporation
Dunham Tavern Museum & Gardens	Julia De Burgos Cultural Arts Center
East Cleveland Farmers' Market Preservation Society	Kaboom Collective
Edward E. Parker Museum of Art	Karamu House
Empowering Epilepsy	Kulture Kids
Encore Chamber Music Institute	Lake Erie Ink
Ensemble Theatre	Lake Erie Nature & Science Center
Environmental Health Watch	Lakewood Young Filmmakers Academy
Euclid Beach Park Now	LakewoodAlive
Far West Center	LAND studio
Foluke Cultural Arts	Larchmere PorchFest
Food Strong	LatinUs Theater Company
Fostering Hope	Les Délices
Friends of the East Cleveland Public Library	LGBT Community Center Greater Cleveland
Friends of the McGaffin Carillon	Literary Cleveland
From Me 2 U	Little Italy Redevelopment Corporation
Front Steps Housing and Services	Little Lumpy's Center for Educational Initiatives
FrontLine Service	Local 4 Music Fund
FutureHeights	LYLESART
Gardening in the District	Maelstrom Collaborative Arts
German Central	Malachi Center
German Music Society	Maltz Museum
Great Lakes Science Center	Mandel JCC
Great Lakes Theater	May Dugan Center
Greater Cleveland Neighborhood Centers Association	Men of Independence
Greater Cleveland Urban Film Festival	MidTown Cleveland
GroundWorks DanceTheater	Mojuba! Dance Collective
Group Plan Commission	Morgan Conservatory
Harvard Community Services Center	Museum of Contemporary Art Cleveland
Hasani Management Inc	Music and Art at Trinity

Musical Theater Project	Stellar Acrobatic Dance Academy
Naach Di Cleveland	Suburban Symphony Orchestra
NAMI Greater Cleveland	Talespinner Children's Theatre
Nature Center at Shaker Lakes	Tender Hearts Crusades
Near West Theatre	The Cleveland Museum of Art
New Avenues to Independence	The Cleveland Opera
No Exit	The Cleveland Orchestra
North Coast Men's Chorus	The Gathering Place
North East Ohio Musical Heritage Association	The Harvard Square Center
North Union Farmers Market	The Movement Project
Northeast Ohio Hispanic Center for Economic Development	The Music Settlement
Northwest Neighborhoods CDC	Thea Bowman Center
OCA Greater Cleveland	Tremont West Development Corporation
Oh Sew Powerful	Ukrainian Cultural Arts Association of Greater Cleveland
Ohio Contemporary Ballet	Ukrainian Museum Archives
One South Euclid	Union Miles Development Corporation
Open Doors Academy	University Circle Inc.
Open Tone Music	Upcycle Parts Shop
Pakistani Cultural Garden	UpStage Players
PALS for Healing	Ursuline College
Parma Area Fine Arts Council	Valley Art Center
Piano Cleveland	VIVA Bavaria
Playhouse Square	West Park Kamm's Neighborhood Development
Polish Village Parma	West Side Catholic Center
Praxis Fiber Workshop	Western Reserve Chorale
Rainey Institute	Western Reserve Historical Society
Re: Source Cleveland	Western Reserve Land Conservancy
Reaching Heights	Westtown Community Development Corporation
Refresh Collective	Windsong, Cleveland's Feminist Chorus
Renovare Music	Writers in Residence
Roberto Ocasio Foundation	Youth Challenge
Rock and Roll Hall of Fame and Museum	
Rollin' Buckeyez	
Roots of American Music	
Sankofa	
Schmooze Ohio	
Shaker Arts Council	
Shaker Historical Society	
Singing Angels	
Slavic Village Development	
Slovenian Museum and Archives	
SOS: Strengthening Our Students	
SPACES	

All survey participation was anonymous. 218 surveys were received from 185 grantee organizations.

CAC Grantee Survey – March 2024

Goals/why:

- ✓ take temperature of grantees
- ✓ baseline/good will building
- ✓ inform 2024 staff work; improve processes for 2025, identify issues for 2026
- ✓ precursor to further listening/assessment – more in-depth, external validation, surfaces good

Who: 2023 grantees who are also 2024 grantees (completed one full grant cycle)

Contact list will include:

- first name
- last name
- organization
- title
- e-mail address
- role (primary contact or executive director)
- 2024 grant type (GOS, CH, PS)
- 2024 grant amount
- past grant count (total number of CAC grants awarded to the organization)

Introduction

Please complete this survey reflecting on your experience with Cuyahoga Arts & Culture over the past two (2) years. Your responses will help provide important feedback that will inform CAC's practices and future planning. **This survey is anonymous and will not be connected to you, your organization, or your CAC grant.** Data will only be provided to CAC in the aggregate.

This survey should take approximately 15 minutes. Once the survey is complete, you will be invited to enter a **drawing for one of five \$75 Amazon gift cards**. Thank you in advance for your time and participation.

Basic Information

To ensure we have heard from a wide range of grantees, please tell us a little about your current (2024) CAC Grant and your organization.

Q1/Q2: My current (2024) CAC Grant is....

- General Operating Support
- Project Support
- Cultural Heritage
- Not sure

- Less than \$5,000
- \$5,000 - \$19,999
- \$20,000 - \$99,999
- \$100,000 - \$499,999
- \$500,000 or more
- Not sure

Q3: My annual organizational budget (expense) is:

- Less than \$50,000
- \$50,000 - \$149,999
- \$150,000 - \$499,999
- \$500,000 - \$999,999
- \$1,000,000 - \$4,999,999
- More than \$5,000,000
- Not sure

Q4: My role at the organization includes: (select all that apply)

- Executive Director/CEO
- I serve as "primary contact" to CAC regarding our grant.
- Development/Grants staff or volunteer
- Programming staff or volunteer
- Board member or Trustee
- Other (please specify)

Application

First, we would like to get your thoughts on some elements of the CAC grant application process.

Q5: Thinking about other grant applications your organization pursues, how would you rate CAC's application in comparison?

Much More Difficult 1	2	3	4	Much Easier 5	Not Sure / Not Applicable
<input type="checkbox"/>	<input type="checkbox"/>	<input type="checkbox"/>	<input type="checkbox"/>	<input type="checkbox"/>	<input type="checkbox"/>

Q6: Please tell us your level of agreement with the following statement:

It is clear and easy to understand that CAC grants prioritize public benefit, artistic and cultural vibrancy, and organizational capacity.

Completely Disagree 1	2	3	4	Completely Agree 5	Not Sure / Not Applicable
<input type="checkbox"/>	<input type="checkbox"/>	<input type="checkbox"/>	<input type="checkbox"/>	<input type="checkbox"/>	<input type="checkbox"/>

Q7: As a public funder, CAC uses a **public panel review process to evaluate and score applications**.

How important do you think it is **for CAC to use a public panel** review process?

Not at All Important 1	2	3	4	Extremely Important 5	Not Sure / No Opinion
<input type="checkbox"/>	<input type="checkbox"/>	<input type="checkbox"/>	<input type="checkbox"/>	<input type="checkbox"/>	<input type="checkbox"/>

[open ended comment – not mandatory]

Q8: **If you could change one thing** about CAC's **application process**, what would it be?

[open ended comment – not mandatory]

Q9: Do you have **any additional comments** or feedback on CAC's **application process**? If not, click next.

Reporting

Now, we would like to get your thoughts on a few components of CAC's reporting process.

Q10: **Thinking about other grant reporting** your organization completes, **how would you rate CAC's reporting process in comparison?**

Much More Difficult 1	2	3	4	Much Easier 5	Not Sure / Not Applicable
<input type="checkbox"/>	<input type="checkbox"/>	<input type="checkbox"/>	<input type="checkbox"/>	<input type="checkbox"/>	<input type="checkbox"/>

Q11Q12Q13screener: Which of the following is **true for your organization?** (check all that apply)

(Note you can hover over blue text for additional information)

- Participated in a [CAC virtual report](#) option
- Participated in [SMU DataArts](#) as part of your CAC grant
- Not sure
- None of the above

Text that will show in hover boxes:

Virtual Report: CAC grantees who receive **grants of \$5,000 or less** may be offered a “**virtual**” reporting option where grantees meet as a group to report out and complete a shortened online form, instead of a full written report.

SMU DataArts: Grantees who receive **grants of more than \$5,000** are required to participate in **SMU DataArts** (formerly Cultural Data Project) to provide standardized financial and participation data to CAC. These data are used by panelists in the application process, and by CAC to share the impact of public funding with the community.

[if yes, participated in Q11]

Q11: How **valuable** did you find the virtual reporting option?

Not at All Valuable 1	2	3	4	Extremely Valuable 5	Not Sure / Not Applicable
<input type="checkbox"/>	<input type="checkbox"/>	<input type="checkbox"/>	<input type="checkbox"/>	<input type="checkbox"/>	<input type="checkbox"/>

[if yes, participated in Q11] [randomize rows]

Q12: In addition to providing data to CAC, **SMU DataArts** users can also use the platform to **generate reports and conduct benchmarking** with other participant organizations nationwide.

Has your **organization used** any of the following **features of SMU DataArts** platform? (select one response for each row)

	Not aware of this	Aware but never used	Used at least once
CAC’s SMU DataArts Funder Report	<input type="checkbox"/>	<input type="checkbox"/>	<input type="checkbox"/>
Financial Overview Comparison/Trend Reports	<input type="checkbox"/>	<input type="checkbox"/>	<input type="checkbox"/>
Annual Report	<input type="checkbox"/>	<input type="checkbox"/>	<input type="checkbox"/>
Advocacy Report	<input type="checkbox"/>	<input type="checkbox"/>	<input type="checkbox"/>

[if yes, participated in Q11]

[randomize rows] [only show items checked in Q12]

Q13: How **useful** does your **organization** find the following **features of SMU DataArts** platform?

	Not at All Useful 1	2	3	4	Very Useful 5	Not Sure / Not Applicable
[only show items checked in Q12]	<input type="checkbox"/>	<input type="checkbox"/>	<input type="checkbox"/>	<input type="checkbox"/>	<input type="checkbox"/>	<input type="checkbox"/>

[open ended comment – not mandatory]

Q14: If **you could change one thing** about CAC’s **reporting process**, what would it be?

[open ended comment – not mandatory]

Q15: Do you have **any additional comments** or feedback on CAC’s **reporting process**? If not, click next.

Technical Assistance

We also want to understand your use of technical assistance, training and online resources provided by CAC.

[randomize rows]

Q16: Cuyahoga Arts & Culture provides **technical assistance to applicants and grantees** in a variety of formats.

Please indicate **your engagement** with the following offerings **over the past grant year (2023)**:

	Not aware of this	Aware but never used	Used once or twice in past year	Used more than twice in past year	Used at least once per month
Email newsletters (i.e., “CAC Top 3” newsletter, Cleveland Arts Events newsletter)	<input type="checkbox"/>	<input type="checkbox"/>	<input type="checkbox"/>	<input type="checkbox"/>	<input type="checkbox"/>
Live/virtual workshops	<input type="checkbox"/>	<input type="checkbox"/>	<input type="checkbox"/>	<input type="checkbox"/>	<input type="checkbox"/>
Office hours / virtual one-on-one meetings	<input type="checkbox"/>	<input type="checkbox"/>	<input type="checkbox"/>	<input type="checkbox"/>	<input type="checkbox"/>
Phone calls or emails with CAC staff	<input type="checkbox"/>	<input type="checkbox"/>	<input type="checkbox"/>	<input type="checkbox"/>	<input type="checkbox"/>
Recorded videos	<input type="checkbox"/>	<input type="checkbox"/>	<input type="checkbox"/>	<input type="checkbox"/>	<input type="checkbox"/>
Site visits with CAC staff	<input type="checkbox"/>	<input type="checkbox"/>	<input type="checkbox"/>	<input type="checkbox"/>	<input type="checkbox"/>
Written materials (i.e., guidelines documents, instructions, tip sheets)	<input type="checkbox"/>	<input type="checkbox"/>	<input type="checkbox"/>	<input type="checkbox"/>	<input type="checkbox"/>

[rows displayed will be only those used at least once in Q16] [randomize rows]

Q17: Please indicate your **satisfaction** with the following **technical assistance offerings over the past grant year (2023)**:

	Very Unsatisfied 1	2	3	4	Very Satisfied 5	Not Sure / Not Applicable
[only show items used at least once in Q16]	<input type="checkbox"/>		<input type="checkbox"/>	<input type="checkbox"/>	<input type="checkbox"/>	<input type="checkbox"/>

[randomize rows]

Q18: CAC also provides **access to training and learning opportunities** that relate to your CAC grant.

Please indicate **your engagement** with the following offerings **over the past grant year (2023)**:

	Unaware, but no interest in participating	Unaware, would like to participate in future	Aware, but did not participate	Participated	Watched recording
Equity and racial equity trainings with Equius Group	<input type="checkbox"/>	<input type="checkbox"/>	<input type="checkbox"/>	<input type="checkbox"/>	<input type="checkbox"/>
Equitable hiring practices workshop with ArtEquity	<input type="checkbox"/>	<input type="checkbox"/>	<input type="checkbox"/>	<input type="checkbox"/>	<input type="checkbox"/>
Grantmaking workshops (opportunities, eligibility, application workshop) with CAC staff	<input type="checkbox"/>	<input type="checkbox"/>	<input type="checkbox"/>	<input type="checkbox"/>	<input type="checkbox"/>
IRS Form 990 workshop with Plante Moran	<input type="checkbox"/>	<input type="checkbox"/>	<input type="checkbox"/>	<input type="checkbox"/>	<input type="checkbox"/>
SMU DataArts workshops	<input type="checkbox"/>	<input type="checkbox"/>	<input type="checkbox"/>	<input type="checkbox"/>	<input type="checkbox"/>

[rows displayed will be only attended in Q18] [randomize rows]

Q19: How **useful** were the following **training and learning opportunities** to you and your organization **over the past grant year (2023)**?

	Not at All Useful 1	2	3	4	Very Useful 5	Not Sure / Not Applicable
[only show items attended in Q18]	<input type="checkbox"/>		<input type="checkbox"/>	<input type="checkbox"/>	<input type="checkbox"/>	<input type="checkbox"/>

Q20: Which of the **following topics** will your **organization seek training on over the next year?** (check all that apply)

- Board development
- Business planning
- Community outreach and engagement
- Diversity, Equity, Inclusion, Belonging
- Evaluation
- Facilities planning
- Financial management
- Fundraising
- Information technology
- Leadership development
- Legal services
- Management development
- Marketing
- Program design
- Quality management
- Racial Equity
- Strategic planning
- Other (specify)
- Not sure
- None of the above

[show only those options selected in Q20]

Q21: Of those you just selected as important, **which one** would you say is the **most important topic your organization will seek training on** in the next year? (check one)

Q22: Beyond CAC, from **which of the following organizations do you seek training or learning opportunities** for yourself or your organization? (check all that apply)

- Americans for the Arts
- Assembly for the Arts
- Business Volunteers Unlimited (BVU)
- Candid (formerly Foundation Center)
- Creative Ohio (formerly Ohio Citizens for the Arts)
- Other (specify)
- None of the above

Online Resources

[randomize rows]

Q23: How **often do you use** the following **online resources** provided by CAC?

	Never Used	One Time or Less Per Year	Once Every Few Months	Once a Month	Multiple Times Per Month
CAC’s website – cacgrants.org	<input type="checkbox"/>	<input type="checkbox"/>	<input type="checkbox"/>	<input type="checkbox"/>	<input type="checkbox"/>
CAC events calendar – ClevelandArtsEvents.com	<input type="checkbox"/>	<input type="checkbox"/>	<input type="checkbox"/>	<input type="checkbox"/>	<input type="checkbox"/>
CAC social media pages (Facebook, Instagram, YouTube)	<input type="checkbox"/>	<input type="checkbox"/>	<input type="checkbox"/>	<input type="checkbox"/>	<input type="checkbox"/>

[show only those options used in Q23] [randomize rows]

Q24: How **helpful** do you find the following **online resources provided by CAC**?

	Not at All Helpful 1	2	3	4	Very Helpful 5	Not Sure / Not Applicable
[only show items used in Q23]	<input type="checkbox"/>		<input type="checkbox"/>	<input type="checkbox"/>	<input type="checkbox"/>	<input type="checkbox"/>

[show only if used in Q23]

Q25: Thinking about **CAC’s main website, cacgrants.org**, how **easy or difficult do you find the site to navigate**?

Very Difficult to Navigate 1	2	3	4	Very Easy to Navigate 5	Not Sure / Not Applicable
<input type="checkbox"/>	<input type="checkbox"/>	<input type="checkbox"/>	<input type="checkbox"/>	<input type="checkbox"/>	<input type="checkbox"/>

[show only if used in Q23]

Q26: How **useful as a place to publicize and promote** your organization’s events **do you find CAC’s events website, ClevelandArtsEvents.com?**

Not at All Useful 1	2	3	4	Very Useful 5	Not Sure / Not Applicable
<input type="checkbox"/>	<input type="checkbox"/>	<input type="checkbox"/>	<input type="checkbox"/>	<input type="checkbox"/>	<input type="checkbox"/>

Q27: **As a public funder**, do you think Cuyahoga Arts & Culture should **provide information to residents to increase awareness of** the programs, events, and organizations it funds?

- Yes No Not sure No opinion

Communications + Support

Q28: Please **rate your agreement** with the following statements about the **communications and support offered by CAC staff to grantees and applicants:**

	Strongly Disagree 1	2	3	4	Strongly Agree 5
CAC provides clear information about grant cycles, requirements, and timelines.	<input type="checkbox"/>	<input type="checkbox"/>	<input type="checkbox"/>	<input type="checkbox"/>	<input type="checkbox"/>
I receive enough deadline reminders to help me to submit applications and reports to CAC on time.	<input type="checkbox"/>	<input type="checkbox"/>	<input type="checkbox"/>	<input type="checkbox"/>	<input type="checkbox"/>
CAC’s monthly grantee newsletter , “CAC Top Three,” is helpful to me and my organization.	<input type="checkbox"/>	<input type="checkbox"/>	<input type="checkbox"/>	<input type="checkbox"/>	<input type="checkbox"/>
I know how to contact my grants manager .	<input type="checkbox"/>	<input type="checkbox"/>	<input type="checkbox"/>	<input type="checkbox"/>	<input type="checkbox"/>
My grant manager has been helpful in answering questions when they come up.	<input type="checkbox"/>	<input type="checkbox"/>	<input type="checkbox"/>	<input type="checkbox"/>	<input type="checkbox"/>
I received clear communications about changes to my organization’s grant amount between 2023 and 2024.	<input type="checkbox"/>	<input type="checkbox"/>	<input type="checkbox"/>	<input type="checkbox"/>	<input type="checkbox"/>
I understand how my organization’s 2024 grant amount was calculated .	<input type="checkbox"/>	<input type="checkbox"/>	<input type="checkbox"/>	<input type="checkbox"/>	<input type="checkbox"/>
CAC communicates with transparency about changes to their grantmaking process .	<input type="checkbox"/>	<input type="checkbox"/>	<input type="checkbox"/>	<input type="checkbox"/>	<input type="checkbox"/>

[open ended comment – not mandatory]

Q29: Do you have **any additional feedback** or comments about CAC’s **communications and support?** If not, click next.

Impact

Q30: Which of the following has **CAC funding helped support** at your organization? (check all that apply)

- | | |
|---|---|
| <input type="checkbox"/> Fulfilling our mission | <input type="checkbox"/> Enhancing awareness for our organization |
| <input type="checkbox"/> Enhancing or growing programming | <input type="checkbox"/> Managing through the pandemic |
| <input type="checkbox"/> Sustaining existing programming | <input type="checkbox"/> Reaching new audiences |
| <input type="checkbox"/> Launching new programs | <input type="checkbox"/> Other (specify) |
| <input type="checkbox"/> Hiring or contracting artists or creatives | <input type="checkbox"/> Unsure/I do not know |
| <input type="checkbox"/> Supporting internal operations | |
| <input type="checkbox"/> Equity initiatives | |

Q31: How does **your organization measure its impact**? (check all that apply)

- Audience/participant attendance levels
- Audience/participant feedback
- Formalized, critical acclaim/external awards or recognition
- Funding institutions or dollars raised
- Goal setting and evaluation
- Performance metrics
- Other (specify)
- We do not currently measure our impact

Q32: Does your **CAC grant help to increase your organizational impact**, as you define it?

- Yes
- No
- Not sure

[text will script based on answer to Q32]

[open end]

Q32B:

[if yes] **In what ways** did your **CAC grant help to increase your organizational impact**, as you define it?

[if no] **Why** do you feel your **CAC grant did not help to increase your organizational impact**, as you define it?

Q33: Does your **organization currently employ or contract a lobbyist or advocacy firm** to help achieve your goals?

- Yes
- No
- Not sure

Planning

Q34: As anticipated, **CAC receives decreasing tax revenue** each year (down 50% since CAC's inception). At the same time, **CAC receives increasing numbers of applications** each year.

How should **CAC's grantmaking process best accommodate** this?

- Make the **grants process more competitive**
- Make the **eligibility requirements more restrictive**
- Make the **grants smaller so more nonprofits can receive grants**
- Stop accepting new applicants**

Q35: In 2024, **more than 80% of CAC's grantmaking budget goes to general operating support** grants. The remainder goes to project-based grants for nonprofits.

In the future, CAC should consider:

- Allocating **more to general operating support grants** for nonprofits
- Allocating **more to project-based grants** for nonprofits
- Keeping allocation levels the same**

[open end]

Q36: In what **other ways** would you like to see **CAC's grantmaking evolve or stay the same** in the future?

Q37: Where possible, CAC makes multi-year grant commitments. **How important are multi-year commitments** where your **organization receives the same grant amount each year**?

Not at All Important 1	2	3	4	Very Important 5	Not Sure / Not Applicable
<input type="checkbox"/>	<input type="checkbox"/>	<input type="checkbox"/>	<input type="checkbox"/>	<input type="checkbox"/>	<input type="checkbox"/>

Q38: How **important is CAC funding** to your organization?

Not at All Important 1	2	3	4	Very Important 5	Not Sure / Not Applicable
<input type="checkbox"/>	<input type="checkbox"/>	<input type="checkbox"/>	<input type="checkbox"/>	<input type="checkbox"/>	<input type="checkbox"/>

Q39: **CAC's mission** is to inspire and strengthen the community by investing in arts and culture. **To what extent** is CAC fulfilling this mission through its grantmaking?

Not at All 1	2	3	4	To a Great Extent 5	Not Sure / Not Applicable
<input type="checkbox"/>	<input type="checkbox"/>	<input type="checkbox"/>	<input type="checkbox"/>	<input type="checkbox"/>	<input type="checkbox"/>

Thank you for your input, this is the last question in the survey.

Q40: Do you have **any other feedback or comments for CAC**? If not, please click next.

Survey Complete

Thank you for completing this survey! Your time and opinions are greatly appreciated.

If you would like to be entered into the drawing to win 1 of 5 \$75 Amazon Gift Cards, please enter the best email address to reach you at below. Winners will be notified by amber@bedrockresearch.com via email when data collection is complete.

Your answers to the survey will not be tied in any way to this email address. CAC will only see the survey results in an aggregated format.

If you do not want to enter the drawing just click next to complete your survey.

CAC 2024 Grantee Survey
Q1: My current (2024) CAC Grant is ... (GRANT TYPE)

			Total	Past Grant Count [based on sample file]			Grant Type 2024 [based on sample file]		Grant Amount 2024 [based on sample file]				Annual Organizational Budget		
				Less than 10	10 to 15	16 plus	Project Support	General Operating Support	Less than \$5,000	\$5,000-\$19,999	\$20,000-\$99,999	\$100,000 or more	Less than \$150,000	\$150,000 to \$999,999	\$1,000,000 or More
Total	Total	#	218	89	52	77	130	77	83	62	50	23	70	75	73
General Operating Support	%		35%	3%	13%	87%	--	100%	--	11%	94%	100%	3%	48%	53%
Project Support	%		60%	87%	85%	12%	100%	--	100%	76%	--	--	90%	44%	47%
Cultural Heritage	%		5%	10%	2%	1%	--	--	--	13%	6%	--	7%	8%	--
Not sure	%		--	--	--	--	--	--	--	--	--	--	--	--	--
General Operating Support	#		77	3	7	67	--	77	--	7	47	23	2	36	39
Project Support	#		130	77	44	9	130	--	83	47	--	--	63	33	34
Cultural Heritage	#		11	9	1	1	--	--	--	8	3	--	5	6	--
Not sure	#		--	--	--	--	--	--	--	--	--	--	--	--	--

Base: All respondents

CAC 2024 Grantee Survey
Q2: My current (2024) CAC Grant is ... (GRANT AMOUNT)

			Total	Past Grant Count [based on sample file]			Grant Type 2024 [based on sample file]		Grant Amount 2024 [based on sample file]				Annual Organizational Budget		
				Less than 10	10 to 15	16 plus	Project Support	General Operating Support	Less than \$5,000	\$5,000-\$19,999	\$20,000-\$99,999	\$100,000 or more	Less than \$150,000	\$150,000 to \$999,999	\$1,000,000 or More
Total	Total	#	218	89	52	77	130	77	83	62	50	23	70	75	73
Less than \$5,000	%		38%	67%	42%	1%	64%	--	100%	--	--	--	66%	24%	26%
\$5,000 - \$19,999	%		28%	28%	44%	18%	36%	9%	--	100%	--	--	33%	32%	21%
\$20,000 - \$99,999	%		23%	4%	13%	51%	--	61%	--	--	100%	--	1%	44%	22%
\$100,000 - \$499,999	%		7%	--	--	21%	--	21%	--	--	--	70%	--	--	22%
\$500,000 or more	%		3%	--	--	9%	--	9%	--	--	--	30%	--	--	10%
Not sure	%		--	--	--	--	--	--	--	--	--	--	--	--	--
Less than \$5,000	#		83	60	22	1	83	--	83	--	--	--	46	18	19
\$5,000 - \$19,999	#		62	25	23	14	47	7	--	62	--	--	23	24	15
\$20,000 - \$99,999	#		50	4	7	39	--	47	--	--	50	--	1	33	16
\$100,000 - \$499,999	#		16	--	--	16	--	16	--	--	--	16	--	--	16
\$500,000 or more	#		7	--	--	7	--	7	--	--	--	7	--	--	7
Not sure	#		--	--	--	--	--	--	--	--	--	--	--	--	--

Base: All respondents

CAC 2024 Grantee Survey
Q3: My annual organizational budget (expense) is:

			Total	Past Grant Count [based on sample file]			Grant Type 2024 [based on sample file]		Grant Amount 2024 [based on sample file]				Annual Organizational Budget		
				Less than 10	10 to 15	16 plus	Project Support	General Operating Support	Less than \$5,000	\$5,000-\$19,999	\$20,000-\$99,999	\$100,000 or more	Less than \$150,000	\$150,000 to \$999,999	\$1,000,000 or More
Total	Total	#	218	89	52	77	130	77	83	62	50	23	70	75	73
Less than \$50,000	%		17%	28%	21%	1%	28%	--	39%	8%	--	--	53%	--	--
\$50,000 - \$149,999	%		15%	25%	10%	8%	20%	3%	17%	29%	2%	--	47%	--	--
\$150,000 - \$499,999	%		22%	20%	27%	19%	18%	23%	12%	37%	28%	--	--	63%	--
\$500,000 - \$999,999	%		13%	7%	17%	17%	7%	23%	10%	2%	38%	--	--	37%	--

\$1,000,000 - \$4,999,999	%	21%	16%	13%	32%	17%	31%	16%	15%	32%	35%	--	--	63%
More than \$5,000,000	%	12%	4%	12%	22%	9%	19%	7%	10%	--	65%	--	--	37%
Not sure	%	--	--	--	--	--	--	--	--	--	--	--	--	--
Less than \$50,000	#	37	25	11	1	37	--	32	5	--	--	37	--	--
\$50,000 - \$149,999	#	33	22	5	6	26	2	14	18	1	--	33	--	--
\$150,000 - \$499,999	#	47	18	14	15	24	18	10	23	14	--	--	47	--
\$500,000 - \$999,999	#	28	6	9	13	9	18	8	1	19	--	--	28	--
\$1,000,000 - \$4,999,999	#	46	14	7	25	22	24	13	9	16	8	--	--	46
More than \$5,000,000	#	27	4	6	17	12	15	6	6	--	15	--	--	27
Not sure	#	--	--	--	--	--	--	--	--	--	--	--	--	--

Base: All respondents

CAC 2024 Grantee Survey
Q4: My role at the organization includes: (select all that apply)

			Total	Past Grant Count [based on sample file]			Grant Type 2024 [based on sample file]		Grant Amount 2024 [based on sample file]				Annual Organizational Budget		
				Less than 10	10 to 15	16 plus	Project Support	General Operating Support	Less than \$5,000	\$5,000-\$19,999	\$20,000-\$99,999	\$100,000 or more	Less than \$150,000	\$150,000 to \$999,999	\$1,000,000 or More
Total	Total	#	218	89	52	77	130	77	83	62	50	23	70	75	73
	Executive Director/CEO	%	53%	57%	50%	51%	50%	56%	48%	56%	72%	22%	56%	68%	36%
	I serve as primary contact to CAC regarding our grant	%	44%	46%	42%	42%	49%	36%	46%	50%	30%	48%	53%	37%	41%
	Development/Grants staff or volunteer	%	35%	28%	29%	48%	34%	42%	29%	35%	30%	70%	26%	29%	51%
	Programming staff or volunteer	%	12%	17%	15%	5%	17%	4%	12%	23%	6%	--	17%	15%	5%
	Board member or Trustee	%	12%	20%	10%	4%	19%	--	20%	15%	--	--	36%	1%	--
	Other (please specify)	%	7%	10%	6%	4%	8%	4%	6%	13%	4%	--	11%	8%	1%
	Executive Director/CEO	#	116	51	26	39	65	43	40	35	36	5	39	51	26
	I serve as primary contact to CAC regarding our grant	#	95	41	22	32	64	28	38	31	15	11	37	28	30
	Development/Grants staff or volunteer	#	77	25	15	37	44	32	24	22	15	16	18	22	37
	Programming staff or volunteer	#	27	15	8	4	22	3	10	14	3	--	12	11	4
	Board member or Trustee	#	26	18	5	3	25	--	17	9	--	--	25	1	--
	Other (please specify)	#	15	9	3	3	10	3	5	8	2	--	8	6	1

Base: All respondents

CAC 2024 Grantee Survey
Q5: Thinking about other grant applications your organization pursues, how would you rate CAC's application in comparison?

			Total	Past Grant Count [based on sample file]			Grant Type 2024 [based on sample file]		Grant Amount 2024 [based on sample file]				Annual Organizational Budget		
				Less than 10	10 to 15	16 plus	Project Support	General Operating Support	Less than \$5,000	\$5,000-\$19,999	\$20,000-\$99,999	\$100,000 or more	Less than \$150,000	\$150,000 to \$999,999	\$1,000,000 or More
Total	Total	#	218	89	52	77	130	77	83	62	50	23	70	75	73
	Top 2 Box (NET Top Box)	%	47%	43%	52%	48%	47%	44%	51%	44%	48%	39%	46%	52%	42%
	Much Easier	%	15%	15%	15%	16%	15%	13%	14%	19%	14%	9%	17%	20%	8%
	4	%	32%	28%	37%	32%	32%	31%	36%	24%	34%	30%	29%	32%	34%
	3	%	34%	39%	27%	32%	32%	38%	33%	32%	38%	35%	33%	35%	34%

Bottom 2 Box (NET Bottom Box)	%	15%	13%	13%	18%	16%	16%	12%	19%	10%	26%	14%	11%	21%
2	%	14%	11%	13%	18%	15%	16%	12%	16%	10%	26%	11%	11%	21%
Much More Difficult 1	%	1%	2%	--	--	2%	--	--	3%	--	--	3%	--	--
Not Sure / Not Applicable	%	4%	4%	8%	1%	5%	3%	5%	5%	4%	--	7%	3%	3%
Top 2 Box (NET Top Box)	#	102	38	27	37	61	34	42	27	24	9	32	39	31
Much Easier 5	#	33	13	8	12	19	10	12	12	7	2	12	15	6
4	#	69	25	19	25	42	24	30	15	17	7	20	24	25
3	#	74	35	14	25	41	29	27	20	19	8	23	26	25
Bottom 2 Box (NET Bottom Box)	#	33	12	7	14	21	12	10	12	5	6	10	8	15
2	#	31	10	7	14	19	12	10	10	5	6	8	8	15
Much More Difficult 1	#	2	2	--	--	2	--	--	2	--	--	2	--	--
Not Sure / Not Applicable	#	9	4	4	1	7	2	4	3	2	--	5	2	2

Base: All respondents

CAC 2024 Grantee Survey

Q6: Please tell us your level of agreement with the following statement:

It is clear and easy to understand that CAC grants prioritize public benefit, artistic and cultural vibrancy, and organizational capacity.

		Total	Past Grant Count [based on sample file]			Grant Type 2024 [based on sample file]		Grant Amount 2024 [based on sample file]				Annual Organizational Budget		
			Less than 10	10 to 15	16 plus	Project Support	General Operating Support	Less than \$5,000	\$5,000-\$19,999	\$20,000-\$99,999	\$100,000 or more	Less than \$150,000	\$150,000 to \$999,999	\$1,000,000 or More
Total	Total #	218	89	52	77	130	77	83	62	50	23	70	75	73
Top 2 Box (NET Top Box)	%	86%	81%	100%	82%	88%	82%	88%	85%	84%	83%	87%	84%	86%
Completely Agree 5	%	62%	58%	75%	58%	64%	58%	63%	66%	58%	61%	64%	60%	63%
4	%	23%	22%	25%	23%	24%	23%	25%	19%	26%	22%	23%	24%	23%
3	%	8%	11%	--	10%	8%	10%	8%	6%	10%	9%	9%	8%	8%
Bottom 2 Box (NET Bottom Box)	%	6%	7%	--	8%	4%	8%	2%	8%	6%	9%	3%	8%	5%
2	%	5%	7%	--	6%	4%	6%	2%	8%	6%	4%	3%	8%	4%
Completely Disagree 1	%	0%	--	--	1%	--	1%	--	--	--	4%	--	--	1%
Not Sure / Not Applicable	%	0%	1%	--	--	1%	--	1%	--	--	--	1%	--	--
Top 2 Box (NET Top Box)	#	187	72	52	63	114	63	73	53	42	19	61	63	63
Completely Agree 5	#	136	52	39	45	83	45	52	41	29	14	45	45	46
4	#	51	20	13	18	31	18	21	12	13	5	16	18	17
3	#	18	10	--	8	10	8	7	4	5	2	6	6	6
Bottom 2 Box (NET Bottom Box)	#	12	6	--	6	5	6	2	5	3	2	2	6	4
2	#	11	6	--	5	5	5	2	5	3	1	2	6	3
Completely Disagree 1	#	1	--	--	1	--	1	--	--	--	1	--	--	1
Not Sure / Not Applicable	#	1	1	--	--	1	--	1	--	--	--	1	--	--

Base: All respondents

CAC 2024 Grantee Survey

Q7: As a public funder, CAC uses a public panel review process to evaluate and score applications.

How important do you think it is for CAC to use a public panel review process?

	Total	Past Grant Count [based on sample file]	Grant Type 2024 [based on sample file]	Grant Amount 2024 [based on sample file]	Annual Organizational Budget
--	-------	---	--	--	------------------------------

				Less than 10	10 to 15	16 plus	Project Support	General Operating Support	Less than \$5,000	\$5,000-\$19,999	\$20,000-\$99,999	\$100,000 or more	Less than \$150,000	\$150,000 to \$999,999	\$1,000,000 or More
Total	Total	#	218	89	52	77	130	77	83	62	50	23	70	75	73
Top 2 Box (NET Top Box)	%		70%	76%	75%	58%	71%	66%	78%	60%	74%	57%	79%	72%	59%
Extremely Important 5	%		35%	38%	38%	30%	35%	35%	40%	29%	40%	26%	40%	39%	27%
4	%		34%	38%	37%	29%	35%	31%	39%	31%	34%	30%	39%	33%	32%
3	%		14%	8%	10%	25%	12%	19%	4%	23%	16%	26%	9%	13%	21%
Bottom 2 Box (NET Bottom Box)	%		10%	12%	6%	9%	12%	6%	14%	8%	2%	13%	9%	7%	14%
2	%		8%	9%	6%	8%	10%	5%	12%	6%	2%	9%	9%	4%	11%
Not at All Important 1	%		2%	3%	--	1%	2%	1%	2%	2%	--	4%	--	3%	3%
Not Sure / No Opinion	%		6%	3%	10%	8%	6%	8%	4%	10%	8%	4%	4%	8%	7%
Top 2 Box (NET Top Box)	#		152	68	39	45	92	51	65	37	37	13	55	54	43
Extremely Important 5	#		77	34	20	23	46	27	33	18	20	6	28	29	20
4	#		75	34	19	22	46	24	32	19	17	7	27	25	23
3	#		31	7	5	19	15	15	3	14	8	6	6	10	15
Bottom 2 Box (NET Bottom Box)	#		21	11	3	7	15	5	12	5	1	3	6	5	10
2	#		17	8	3	6	13	4	10	4	1	2	6	3	8
Not at All Important 1	#		4	3	--	1	2	1	2	1	--	1	--	2	2
Not Sure / No Opinion	#		14	3	5	6	8	6	3	6	4	1	3	6	5

Base: All respondents

CAC 2024 Grantee Survey

Q10: Thinking about other grant reporting your organization completes, how would you rate CAC's reporting process in comparison?

			Total	Past Grant Count [based on sample file]			Grant Type 2024 [based on sample file]		Grant Amount 2024 [based on sample file]				Annual Organizational Budget		
				Less than 10	10 to 15	16 plus	Project Support	General Operating Support	Less than \$5,000	\$5,000-\$19,999	\$20,000-\$99,999	\$100,000 or more	Less than \$150,000	\$150,000 to \$999,999	\$1,000,000 or More
Total	Total	#	218	89	52	77	130	77	83	62	50	23	70	75	73
Top 2 Box (NET Top Box)	%		57%	69%	50%	49%	63%	45%	65%	58%	54%	35%	63%	55%	55%
Much Easier 5	%		19%	22%	17%	16%	22%	14%	23%	18%	18%	9%	21%	23%	12%
4	%		39%	46%	33%	34%	42%	31%	42%	40%	36%	26%	41%	32%	42%
3	%		28%	20%	38%	31%	24%	36%	25%	24%	38%	30%	19%	35%	32%
Bottom 2 Box (NET Bottom Box)	%		11%	8%	6%	18%	8%	18%	6%	11%	8%	35%	11%	9%	12%
2	%		8%	6%	6%	13%	6%	13%	6%	5%	8%	26%	7%	8%	10%
Much More Difficult 1	%		3%	2%	--	5%	2%	5%	--	6%	--	9%	4%	1%	3%
Not Sure / Not Applicable	%		3%	3%	6%	1%	5%	--	4%	6%	--	7%	7%	1%	1%
Top 2 Box (NET Top Box)	#		125	61	26	38	82	35	54	36	27	8	44	41	40
Much Easier 5	#		41	20	9	12	28	11	19	11	9	2	15	17	9
4	#		84	41	17	26	54	24	35	25	18	6	29	24	31
3	#		62	18	20	24	31	28	21	15	19	7	13	26	23
Bottom 2 Box (NET Bottom Box)	#		24	7	3	14	10	14	5	7	4	8	8	7	9
2	#		18	5	3	10	8	10	5	3	4	6	5	6	7
Much More Difficult 1	#		6	2	--	4	2	4	--	4	--	2	3	1	2
Not Sure / Not Applicable	#		7	3	3	1	7	--	3	4	--	--	5	1	1

Base: All respondents

CAC 2024 Grantee Survey
Q11Q12Q13screener: Which of the following is true for your organization? (check all that apply)

			Total	Past Grant Count [based on sample file]			Grant Type 2024 [based on sample file]		Grant Amount 2024 [based on sample file]				Annual Organizational Budget		
				Less than 10	10 to 15	16 plus	Project Support	General Operating Support	Less than \$5,000	\$5,000-\$19,999	\$20,000-\$99,999	\$100,000 or more	Less than \$150,000	\$150,000 to \$999,999	\$1,000,000 or More
Total	Total	#	218	89	52	77	130	77	83	62	50	23	70	75	73
	Participated in a CAC virtual report option	%	25%	39%	15%	16%	32%	12%	39%	21%	18%	4%	34%	21%	21%
	Participated in SMU DataArts as part of your CAC grant	%	55%	27%	48%	92%	32%	94%	5%	76%	94%	96%	24%	71%	68%
	Not sure	%	17%	21%	25%	5%	22%	6%	27%	16%	6%	4%	23%	12%	15%
	None of the above	%	12%	21%	15%	--	21%	--	31%	2%	--	--	26%	7%	5%
	Participated in a CAC virtual report option	#	55	35	8	12	41	9	32	13	9	1	24	16	15
	Participated in SMU DataArts as part of your CAC grant	#	120	24	25	71	42	72	4	47	47	22	17	53	50
	Not sure	#	36	19	13	4	28	5	22	10	3	1	16	9	11
	None of the above	#	27	19	8	--	27	--	26	1	--	--	18	5	4

Base: All respondents

CAC 2024 Grantee Survey
Q11: How valuable did you find the virtual reporting option?

			Total	Past Grant Count [based on sample file]			Grant Type 2024 [based on sample file]		Grant Amount 2024 [based on sample file]				Annual Organizational Budget		
				Less than 10	10 to 15	16 plus	Project Support	General Operating Support	Less than \$5,000	\$5,000-\$19,999	\$20,000-\$99,999	\$100,000 or more	Less than \$150,000	\$150,000 to \$999,999	\$1,000,000 or More
Total	Total	#	55	35	8	12	41	9	32	13	9	1	24	16	15
	Top 2 Box (NET Top Box)	%	87%	86%	100%	83%	90%	78%	91%	85%	78%	100%	92%	88%	80%
	Extremely Valuable 5	%	53%	57%	63%	33%	51%	44%	53%	54%	44%	100%	46%	69%	47%
	4	%	35%	29%	38%	50%	39%	33%	38%	31%	33%	--	46%	19%	33%
	3	%	5%	6%	--	8%	2%	11%	--	15%	11%	--	4%	6%	7%
	Bottom 2 Box (NET Bottom Box)	%	2%	3%	--	--	2%	--	3%	--	--	--	--	--	7%
	2	%	2%	3%	--	--	2%	--	3%	--	--	--	--	--	7%
	Not at All Valuable 1	%	--	--	--	--	--	--	--	--	--	--	--	--	--
	Not Sure / Not Applicable	%	5%	6%	--	8%	5%	11%	6%	--	11%	--	4%	6%	7%
	Top 2 Box (NET Top Box)	#	48	30	8	10	37	7	29	11	7	1	22	14	12
	Extremely Valuable 5	#	29	20	5	4	21	4	17	7	4	1	11	11	7
	4	#	19	10	3	6	16	3	12	4	3	--	11	3	5
	3	#	3	2	--	1	1	1	--	2	1	--	1	1	1
	Bottom 2 Box (NET Bottom Box)	#	1	1	--	--	1	--	1	--	--	--	--	--	1
	2	#	1	1	--	--	1	--	1	--	--	--	--	--	1
	Not at All Valuable 1	#	--	--	--	--	--	--	--	--	--	--	--	--	--
	Not Sure / Not Applicable	#	3	2	--	1	2	1	2	--	1	--	1	1	1

Base: Participated in a CAC virtual report option

CAC 2024 Grantee Survey
Q12: Has your organization used any of the following features of SMU DataArts platform? (select one response for each row)
CAC's SMU DataArts Funder Report

			Total	Past Grant Count [based on sample file]			Grant Type 2024 [based on sample file]		Grant Amount 2024 [based on sample file]				Annual Organizational Budget		
				Less than 10	10 to 15	16 plus	Project Support	General Operating Support	Less than \$5,000	\$5,000-\$19,999	\$20,000-\$99,999	\$100,000 or more	Less than \$150,000	\$150,000 to \$999,999	\$1,000,000 or More
Total	Total	#	120	24	25	71	42	72	4	47	47	22	17	53	50
Not aware of this	%		12%	33%	8%	6%	26%	4%	50%	19%	4%	5%	24%	6%	14%
Aware but never used	%		18%	25%	12%	17%	17%	17%	25%	19%	15%	18%	24%	21%	12%
Used at least once	%		71%	42%	80%	77%	57%	79%	25%	62%	81%	77%	53%	74%	74%
Not aware of this	#		14	8	2	4	11	3	2	9	2	1	4	3	7
Aware but never used	#		21	6	3	12	7	12	1	9	7	4	4	11	6
Used at least once	#		85	10	20	55	24	57	1	29	38	17	9	39	37

Base: Participated in SMU DataArts as part of CAC grant

CAC 2024 Grantee Survey
Q12: Has your organization used any of the following features of SMU DataArts platform? (select one response for each row)
Financial Overview Comparison/Trend Reports

			Total	Past Grant Count [based on sample file]			Grant Type 2024 [based on sample file]		Grant Amount 2024 [based on sample file]				Annual Organizational Budget		
				Less than 10	10 to 15	16 plus	Project Support	General Operating Support	Less than \$5,000	\$5,000-\$19,999	\$20,000-\$99,999	\$100,000 or more	Less than \$150,000	\$150,000 to \$999,999	\$1,000,000 or More
Total	Total	#	120	24	25	71	42	72	4	47	47	22	17	53	50
Not aware of this	%		29%	54%	24%	23%	38%	24%	75%	32%	26%	23%	24%	32%	28%
Aware but never used	%		42%	29%	40%	46%	38%	46%	--	43%	40%	50%	47%	42%	40%
Used at least once	%		29%	17%	36%	31%	24%	31%	25%	26%	34%	27%	29%	26%	32%
Not aware of this	#		35	13	6	16	16	17	3	15	12	5	4	17	14
Aware but never used	#		50	7	10	33	16	33	--	20	19	11	8	22	20
Used at least once	#		35	4	9	22	10	22	1	12	16	6	5	14	16

Base: Participated in SMU DataArts as part of CAC grant

CAC 2024 Grantee Survey
Q12: Has your organization used any of the following features of SMU DataArts platform? (select one response for each row)
Annual Report

			Total	Past Grant Count [based on sample file]			Grant Type 2024 [based on sample file]		Grant Amount 2024 [based on sample file]				Annual Organizational Budget		
				Less than 10	10 to 15	16 plus	Project Support	General Operating Support	Less than \$5,000	\$5,000-\$19,999	\$20,000-\$99,999	\$100,000 or more	Less than \$150,000	\$150,000 to \$999,999	\$1,000,000 or More
Total	Total	#	120	24	25	71	42	72	4	47	47	22	17	53	50
Not aware of this	%		41%	46%	40%	39%	40%	42%	25%	40%	43%	41%	12%	47%	44%
Aware but never used	%		33%	33%	32%	34%	38%	31%	25%	38%	26%	41%	41%	26%	38%
Used at least once	%		26%	21%	28%	27%	21%	28%	50%	21%	32%	18%	47%	26%	18%
Not aware of this	#		49	11	10	28	17	30	1	19	20	9	2	25	22
Aware but never used	#		40	8	8	24	16	22	1	18	12	9	7	14	19
Used at least once	#		31	5	7	19	9	20	2	10	15	4	8	14	9

Base: Participated in SMU DataArts as part of CAC grant

CAC 2024 Grantee Survey
Q12: Has your organization used any of the following features of SMU DataArts platform? (select one response for each row)
Advocacy Report

			Total	Past Grant Count [based on sample file]			Grant Type 2024 [based on sample file]		Grant Amount 2024 [based on sample file]				Annual Organizational Budget		
				Less than 10	10 to 15	16 plus	Project Support	General Operating Support	Less than \$5,000	\$5,000-\$19,999	\$20,000-\$99,999	\$100,000 or more	Less than \$150,000	\$150,000 to \$999,999	\$1,000,000 or More
Total	Total	#	120	24	25	71	42	72	4	47	47	22	17	53	50
Not aware of this	%		53%	63%	44%	52%	50%	53%	50%	49%	55%	55%	41%	57%	52%
Aware but never used	%		37%	33%	48%	34%	45%	33%	25%	45%	28%	41%	47%	34%	36%
Used at least once	%		11%	4%	8%	14%	5%	14%	25%	6%	17%	5%	12%	9%	12%
Not aware of this	#		63	15	11	37	21	38	2	23	26	12	7	30	26
Aware but never used	#		44	8	12	24	19	24	1	21	13	9	8	18	18
Used at least once	#		13	1	2	10	2	10	1	3	8	1	2	5	6

Base: Participated in SMU DataArts as part of CAC grant

CAC 2024 Grantee Survey
Q13: How useful does your organization find the following features of SMU DataArts platform?
CAC's SMU DataArts Funder Report

			Total	Past Grant Count [based on sample file]			Grant Type 2024 [based on sample file]		Grant Amount 2024 [based on sample file]				Annual Organizational Budget		
				Less than 10	10 to 15	16 plus	Project Support	General Operating Support	Less than \$5,000	\$5,000-\$19,999	\$20,000-\$99,999	\$100,000 or more	Less than \$150,000	\$150,000 to \$999,999	\$1,000,000 or More
Total	Total	#	85	10	20	55	24	57	1	29	38	17	9	39	37
Top 2 Box (NET Top Box)	%		38%	40%	40%	36%	38%	35%	100%	34%	45%	24%	89%	31%	32%
Very Useful 5	%		22%	20%	30%	20%	25%	21%	100%	17%	26%	18%	67%	13%	22%
4	%		15%	20%	10%	16%	13%	14%	--	17%	18%	6%	22%	18%	11%
3	%		32%	20%	35%	33%	29%	33%	--	38%	26%	35%	11%	41%	27%
Bottom 2 Box (NET Bottom Box)	%		24%	30%	25%	22%	29%	23%	--	24%	21%	29%	--	23%	30%
2	%		14%	--	15%	16%	13%	16%	--	10%	11%	29%	--	10%	22%
Not at All Useful 1	%		9%	30%	10%	5%	17%	7%	--	14%	11%	--	--	13%	8%
Not Sure / Not Applicable	%		7%	10%	--	9%	4%	9%	--	3%	8%	12%	--	5%	11%
Top 2 Box (NET Top Box)	#		32	4	8	20	9	20	1	10	17	4	8	12	12
Very Useful 5	#		19	2	6	11	6	12	1	5	10	3	6	5	8
4	#		13	2	2	9	3	8	--	5	7	1	2	7	4
3	#		27	2	7	18	7	19	--	11	10	6	1	16	10
Bottom 2 Box (NET Bottom Box)	#		20	3	5	12	7	13	--	7	8	5	--	9	11
2	#		12	--	3	9	3	9	--	3	4	5	--	4	8
Not at All Useful 1	#		8	3	2	3	4	4	--	4	4	--	--	5	3
Not Sure / Not Applicable	#		6	1	--	5	1	5	--	1	3	2	--	2	4

Base: Participated in SMU DataArts as part of CAC grant + Used feature of SMU DataArts platform

CAC 2024 Grantee Survey
Q13: How useful does your organization find the following features of SMU DataArts platform?
Financial Overview Comparison/Trend Reports

			Total	Past Grant Count [based on sample file]			Grant Type 2024 [based on sample file]		Grant Amount 2024 [based on sample file]				Annual Organizational Budget		
--	--	--	-------	---	--	--	--	--	--	--	--	--	------------------------------	--	--

				Less than 10	10 to 15	16 plus	Project Support	General Operating Support	Less than \$5,000	\$5,000-\$19,999	\$20,000-\$99,999	\$100,000 or more	Less than \$150,000	\$150,000 to \$999,999	\$1,000,000 or More
Total	Total	#	35	4	9	22	10	22	1	12	16	6	5	14	16
Top 2 Box (NET Top Box)	%		66%	75%	56%	68%	50%	68%	100%	50%	75%	67%	100%	57%	63%
Very Useful 5	%		34%	50%	22%	36%	30%	32%	100%	25%	44%	17%	80%	29%	25%
4	%		31%	25%	33%	32%	20%	36%	--	25%	31%	50%	20%	29%	38%
3	%		23%	25%	33%	18%	40%	18%	--	42%	6%	33%	--	29%	25%
Bottom 2 Box (NET Bottom Box)	%		6%	--	11%	5%	10%	5%	--	8%	6%	--	--	7%	6%
2	%		6%	--	11%	5%	10%	5%	--	8%	6%	--	--	7%	6%
Not at All Useful 1	%		--	--	--	--	--	--	--	--	--	--	--	--	--
Not Sure / Not Applicable	%		6%	--	--	9%	--	9%	--	--	13%	--	--	7%	6%
Top 2 Box (NET Top Box)	#		23	3	5	15	5	15	1	6	12	4	5	8	10
Very Useful 5	#		12	2	2	8	3	7	1	3	7	1	4	4	4
4	#		11	1	3	7	2	8	--	3	5	3	1	4	6
3	#		8	1	3	4	4	4	--	5	1	2	--	4	4
Bottom 2 Box (NET Bottom Box)	#		2	--	1	1	1	1	--	1	1	--	--	1	1
2	#		2	--	1	1	1	1	--	1	1	--	--	1	1
Not at All Useful 1	#		--	--	--	--	--	--	--	--	--	--	--	--	--
Not Sure / Not Applicable	#		2	--	--	2	--	2	--	--	2	--	--	1	1

Base: Participated in SMU DataArts as part of CAC grant + Used feature of SMU DataArts platform

CAC 2024 Grantee Survey
Q13: How useful does your organization find the following features of SMU DataArts platform?
Annual Report

			Total	Past Grant Count [based on sample file]			Grant Type 2024 [based on sample file]		Grant Amount 2024 [based on sample file]				Annual Organizational Budget		
				Less than 10	10 to 15	16 plus	Project Support	General Operating Support	Less than \$5,000	\$5,000-\$19,999	\$20,000-\$99,999	\$100,000 or more	Less than \$150,000	\$150,000 to \$999,999	\$1,000,000 or More
Total	Total	#	31	5	7	19	9	20	2	10	15	4	8	14	9
Top 2 Box (NET Top Box)	%		48%	40%	43%	53%	33%	55%	50%	40%	40%	100%	50%	43%	56%
Very Useful 5	%		23%	20%	14%	26%	11%	25%	50%	10%	20%	50%	38%	7%	33%
4	%		26%	20%	29%	26%	22%	30%	--	30%	20%	50%	13%	36%	22%
3	%		26%	40%	14%	26%	33%	25%	--	30%	33%	--	25%	21%	33%
Bottom 2 Box (NET Bottom Box)	%		10%	20%	--	11%	22%	5%	50%	20%	--	--	25%	7%	--
2	%		10%	20%	--	11%	22%	5%	50%	20%	--	--	25%	7%	--
Not at All Useful 1	%		--	--	--	--	--	--	--	--	--	--	--	--	--
Not Sure / Not Applicable	%		16%	--	43%	11%	11%	15%	--	10%	27%	--	--	29%	11%
Top 2 Box (NET Top Box)	#		15	2	3	10	3	11	1	4	6	4	4	6	5
Very Useful 5	#		7	1	1	5	1	5	1	1	3	2	3	1	3
4	#		8	1	2	5	2	6	--	3	3	2	1	5	2
3	#		8	2	1	5	3	5	--	3	5	--	2	3	3
Bottom 2 Box (NET Bottom Box)	#		3	1	--	2	2	1	1	2	--	--	2	1	--
2	#		3	1	--	2	2	1	1	2	--	--	2	1	--
Not at All Useful 1	#		--	--	--	--	--	--	--	--	--	--	--	--	--
Not Sure / Not Applicable	#		5	--	3	2	1	3	--	1	4	--	--	4	1

Base: Participated in SMU DataArts as part of CAC grant + Used feature of SMU DataArts platform

CAC 2024 Grantee Survey
Q13: How useful does your organization find the following features of SMU DataArts platform?
Advocacy Report

			Total	Past Grant Count [based on sample file]			Grant Type 2024 [based on sample file]		Grant Amount 2024 [based on sample file]				Annual Organizational Budget		
				Less than 10	10 to 15	16 plus	Project Support	General Operating Support	Less than \$5,000	\$5,000-\$19,999	\$20,000-\$99,999	\$100,000 or more	Less than \$150,000	\$150,000 to \$999,999	\$1,000,000 or More
Total	Total	#	13	1	2	10	2	10	1	3	8	1	2	5	6
Top 2 Box (NET Top Box)	%		54%	100%	100%	40%	100%	40%	100%	67%	38%	100%	100%	40%	50%
Very Useful 5	%		46%	100%	100%	30%	50%	40%	100%	33%	38%	100%	100%	20%	50%
4	%		8%	--	--	10%	50%	--	--	33%	--	--	--	20%	--
3	%		31%	--	--	40%	--	40%	--	--	50%	--	--	20%	50%
Bottom 2 Box (NET Bottom Box)	%		8%	--	--	10%	--	10%	--	33%	--	--	--	20%	--
2	%		8%	--	--	10%	--	10%	--	33%	--	--	--	20%	--
Not at All Useful 1	%		--	--	--	--	--	--	--	--	--	--	--	--	--
Not Sure / Not Applicable	%		8%	--	--	10%	--	10%	--	--	13%	--	--	20%	--
Top 2 Box (NET Top Box)	#		7	1	2	4	2	4	1	2	3	1	2	2	3
Very Useful 5	#		6	1	2	3	1	4	1	1	3	1	2	1	3
4	#		1	--	--	1	1	--	--	1	--	--	--	1	--
3	#		4	--	--	4	--	4	--	--	4	--	--	1	3
Bottom 2 Box (NET Bottom Box)	#		1	--	--	1	--	1	--	1	--	--	--	1	--
2	#		1	--	--	1	--	1	--	1	--	--	--	1	--
Not at All Useful 1	#		--	--	--	--	--	--	--	--	--	--	--	--	--
Not Sure / Not Applicable	#		1	--	--	1	--	1	--	--	1	--	--	1	--

Base: Participated in SMU DataArts as part of CAC grant + Used feature of SMU DataArts platform

CAC 2024 Grantee Survey
Q16: Please indicate your engagement with the following technical assistance offerings over the past grant year (2023):
Email newsletters

			Total	Past Grant Count [based on sample file]			Grant Type 2024 [based on sample file]		Grant Amount 2024 [based on sample file]				Annual Organizational Budget		
				Less than 10	10 to 15	16 plus	Project Support	General Operating Support	Less than \$5,000	\$5,000-\$19,999	\$20,000-\$99,999	\$100,000 or more	Less than \$150,000	\$150,000 to \$999,999	\$1,000,000 or More
Total	Total	#	218	89	52	77	130	77	83	62	50	23	70	75	73
Not aware of this	%		4%	3%	4%	5%	5%	3%	5%	5%	--	9%	6%	4%	3%
Aware but never used	%		14%	13%	15%	13%	15%	13%	19%	10%	10%	13%	14%	12%	15%
Used once or twice in past year	%		26%	33%	21%	22%	30%	21%	30%	29%	22%	13%	30%	23%	26%
Used more than twice in past year	%		36%	36%	40%	32%	35%	35%	33%	40%	36%	35%	41%	33%	33%
Used at least once per month	%		20%	15%	19%	27%	15%	29%	13%	16%	32%	30%	9%	28%	23%
Not aware of this	#		9	3	2	4	7	2	4	3	--	2	4	3	2
Aware but never used	#		30	12	8	10	19	10	16	6	5	3	10	9	11
Used once or twice in past year	#		57	29	11	17	39	16	25	18	11	3	21	17	19

Used more than twice in past # year	78	32	21	25	46	27	27	25	18	8	29	25	24
Used at least once per month #	44	13	10	21	19	22	11	10	16	7	6	21	17

Base: All respondents

CAC 2024 Grantee Survey
Q16: Please indicate your engagement with the following technical assistance offerings over the past grant year (2023):
Live/virtual workshops

	Total	Past Grant Count [based on sample file]			Grant Type 2024 [based on sample file]		Grant Amount 2024 [based on sample file]				Annual Organizational Budget		
		Less than 10	10 to 15	16 plus	Project Support	General Operating Support	Less than \$5,000	\$5,000-\$19,999	\$20,000-\$99,999	\$100,000 or more	Less than \$150,000	\$150,000 to \$999,999	\$1,000,000 or More
Total	218	89	52	77	130	77	83	62	50	23	70	75	73
Not aware of this %	6%	6%	6%	5%	5%	5%	2%	10%	6%	4%	3%	7%	7%
Aware but never used %	31%	34%	44%	19%	40%	18%	43%	31%	16%	22%	46%	23%	26%
Used once or twice in past year %	53%	48%	48%	61%	50%	61%	47%	48%	62%	65%	39%	61%	58%
Used more than twice in past year %	11%	12%	2%	14%	5%	16%	7%	11%	16%	9%	13%	9%	10%
Used at least once per month %	--	--	--	--	--	--	--	--	--	--	--	--	--
Not aware of this #	12	5	3	4	6	4	2	6	3	1	2	5	5
Aware but never used #	68	30	23	15	52	14	36	19	8	5	32	17	19
Used once or twice in past year #	115	43	25	47	65	47	39	30	31	15	27	46	42
Used more than twice in past year #	23	11	1	11	7	12	6	7	8	2	9	7	7
Used at least once per month #	--	--	--	--	--	--	--	--	--	--	--	--	--

Base: All respondents

CAC 2024 Grantee Survey
Q16: Please indicate your engagement with the following technical assistance offerings over the past grant year (2023):
Office hours / virtual one-on-one meetings

	Total	Past Grant Count [based on sample file]			Grant Type 2024 [based on sample file]		Grant Amount 2024 [based on sample file]				Annual Organizational Budget		
		Less than 10	10 to 15	16 plus	Project Support	General Operating Support	Less than \$5,000	\$5,000-\$19,999	\$20,000-\$99,999	\$100,000 or more	Less than \$150,000	\$150,000 to \$999,999	\$1,000,000 or More
Total	218	89	52	77	130	77	83	62	50	23	70	75	73
Not aware of this %	19%	22%	13%	18%	19%	18%	18%	21%	22%	9%	21%	19%	16%
Aware but never used %	60%	53%	73%	60%	64%	56%	61%	63%	52%	65%	61%	57%	62%
Used once or twice in past year %	16%	18%	12%	16%	12%	19%	14%	11%	20%	22%	11%	17%	18%
Used more than twice in past year %	5%	4%	2%	6%	3%	6%	4%	5%	6%	4%	3%	7%	4%
Used at least once per month %	1%	2%	--	--	2%	--	2%	--	--	--	3%	--	--
Not aware of this #	41	20	7	14	25	14	15	13	11	2	15	14	12
Aware but never used #	131	47	38	46	83	43	51	39	26	15	43	43	45

Used once or twice in past year #	34	16	6	12	16	15	12	7	10	5	8	13	13
Used more than twice in past year #	10	4	1	5	4	5	3	3	3	1	2	5	3
Used at least once per month #	2	2	--	--	2	--	2	--	--	--	2	--	--

Base: All respondents

CAC 2024 Grantee Survey

Q16: Please indicate your engagement with the following technical assistance offerings over the past grant year (2023):

Phone calls or emails with CAC staff

	Total	Past Grant Count [based on sample file]			Grant Type 2024 [based on sample file]		Grant Amount 2024 [based on sample file]				Annual Organizational Budget		
		Less than 10	10 to 15	16 plus	Project Support	General Operating Support	Less than \$5,000	\$5,000-\$19,999	\$20,000-\$99,999	\$100,000 or more	Less than \$150,000	\$150,000 to \$999,999	\$1,000,000 or More
Total #	218	89	52	77	130	77	83	62	50	23	70	75	73
Not aware of this %	4%	7%	4%	1%	5%	1%	5%	6%	2%	--	3%	3%	7%
Aware but never used %	8%	9%	15%	3%	12%	3%	16%	6%	--	4%	13%	7%	5%
Used once or twice in past year %	46%	42%	50%	49%	44%	51%	42%	47%	50%	52%	39%	56%	44%
Used more than twice in past year %	35%	36%	31%	38%	33%	39%	31%	37%	40%	35%	39%	31%	37%
Used at least once per month %	6%	7%	--	9%	5%	6%	6%	3%	8%	9%	7%	4%	7%
Not aware of this #	9	6	2	1	7	1	4	4	1	--	2	2	5
Aware but never used #	18	8	8	2	16	2	13	4	--	1	9	5	4
Used once or twice in past year #	101	37	26	38	57	39	35	29	25	12	27	42	32
Used more than twice in past year #	77	32	16	29	43	30	26	23	20	8	27	23	27
Used at least once per month #	13	6	--	7	7	5	5	2	4	2	5	3	5

Base: All respondents

CAC 2024 Grantee Survey

Q16: Please indicate your engagement with the following technical assistance offerings over the past grant year (2023):

Recorded videos

	Total	Past Grant Count [based on sample file]			Grant Type 2024 [based on sample file]		Grant Amount 2024 [based on sample file]				Annual Organizational Budget		
		Less than 10	10 to 15	16 plus	Project Support	General Operating Support	Less than \$5,000	\$5,000-\$19,999	\$20,000-\$99,999	\$100,000 or more	Less than \$150,000	\$150,000 to \$999,999	\$1,000,000 or More
Total #	218	89	52	77	130	77	83	62	50	23	70	75	73
Not aware of this %	27%	33%	25%	22%	28%	23%	28%	32%	26%	13%	27%	31%	23%
Aware but never used %	39%	35%	38%	44%	38%	44%	45%	24%	42%	52%	34%	31%	52%
Used once or twice in past year %	32%	30%	35%	31%	32%	30%	25%	42%	30%	30%	34%	37%	23%
Used more than twice in past year %	2%	2%	2%	3%	2%	3%	2%	2%	2%	4%	4%	1%	1%
Used at least once per month %	--	--	--	--	--	--	--	--	--	--	--	--	--

Not aware of this	#	59	29	13	17	37	18	23	20	13	3	19	23	17
Aware but never used	#	85	31	20	34	49	34	37	15	21	12	24	23	38
Used once or twice in past year	#	69	27	18	24	41	23	21	26	15	7	24	28	17
Used more than twice in past year	#	5	2	1	2	3	2	2	1	1	1	3	1	1
Used at least once per month	#	--	--	--	--	--	--	--	--	--	--	--	--	--

Base: All respondents

CAC 2024 Grantee Survey
Q16: Please indicate your engagement with the following technical assistance offerings over the past grant year (2023):
Site visits with CAC staff

	Total	Past Grant Count [based on sample file]			Grant Type 2024 [based on sample file]		Grant Amount 2024 [based on sample file]				Annual Organizational Budget				
		Less than 10	10 to 15	16 plus	Project Support	General Operating Support	Less than \$5,000	\$5,000-\$19,999	\$20,000-\$99,999	\$100,000 or more	Less than \$150,000	\$150,000 to \$999,999	\$1,000,000 or More		
Total	Total	#	218	89	52	77	130	77	83	62	50	23	70	75	73
Not aware of this	%		30%	34%	37%	22%	35%	21%	35%	37%	20%	17%	41%	33%	16%
Aware but never used	%		45%	46%	52%	39%	52%	36%	54%	45%	36%	30%	51%	35%	49%
Used once or twice in past year	%		21%	19%	12%	29%	12%	32%	11%	15%	36%	39%	6%	29%	26%
Used more than twice in past year	%		3%	1%	--	8%	--	8%	--	3%	4%	13%	1%	1%	7%
Used at least once per month	%		1%	--	--	3%	--	3%	--	--	4%	--	--	1%	1%
Not aware of this	#		66	30	19	17	46	16	29	23	10	4	29	25	12
Aware but never used	#		98	41	27	30	68	28	45	28	18	7	36	26	36
Used once or twice in past year	#		45	17	6	22	16	25	9	9	18	9	4	22	19
Used more than twice in past year	#		7	1	--	6	--	6	--	2	2	3	1	1	5
Used at least once per month	#		2	--	--	2	--	2	--	--	2	--	--	1	1

Base: All respondents

CAC 2024 Grantee Survey
Q16: Please indicate your engagement with the following technical assistance offerings over the past grant year (2023):
Written materials

	Total	Past Grant Count [based on sample file]			Grant Type 2024 [based on sample file]		Grant Amount 2024 [based on sample file]				Annual Organizational Budget				
		Less than 10	10 to 15	16 plus	Project Support	General Operating Support	Less than \$5,000	\$5,000-\$19,999	\$20,000-\$99,999	\$100,000 or more	Less than \$150,000	\$150,000 to \$999,999	\$1,000,000 or More		
Total	Total	#	218	89	52	77	130	77	83	62	50	23	70	75	73
Not aware of this	%		5%	7%	4%	3%	4%	3%	4%	8%	4%	--	6%	5%	3%
Aware but never used	%		14%	15%	19%	9%	18%	8%	19%	16%	4%	9%	17%	11%	14%
Used once or twice in past year	%		39%	40%	33%	43%	36%	43%	39%	35%	46%	39%	36%	39%	44%
Used more than twice in past year	%		39%	35%	42%	40%	38%	43%	36%	35%	42%	48%	37%	41%	37%

Used at least once per month %	4%	3%	2%	5%	4%	4%	2%	5%	4%	4%	4%	4%	3%
Not aware of this #	10	6	2	2	5	2	3	5	2	--	4	4	2
Aware but never used #	30	13	10	7	23	6	16	10	2	2	12	8	10
Used once or twice in past year #	86	36	17	33	47	33	32	22	23	9	25	29	32
Used more than twice in past year #	84	31	22	31	50	33	30	22	21	11	26	31	27
Used at least once per month #	8	3	1	4	5	3	2	3	2	1	3	3	2

Base: All respondents

CAC 2024 Grantee Survey
Q17: Please indicate your satisfaction with the following technical assistance offerings over the past grant year (2023):
Email newsletters

	Total	Past Grant Count [based on sample file]			Grant Type 2024 [based on sample file]		Grant Amount 2024 [based on sample file]				Annual Organizational Budget		
		Less than 10	10 to 15	16 plus	Project Support	General Operating Support	Less than \$5,000	\$5,000-\$19,999	\$20,000-\$99,999	\$100,000 or more	Less than \$150,000	\$150,000 to \$999,999	\$1,000,000 or More
Total	179	74	42	63	104	65	63	53	45	18	56	63	60
Top 2 Box (NET Top Box)	74%	74%	76%	73%	75%	72%	81%	68%	67%	89%	75%	73%	75%
Very Satisfied 5	42%	46%	38%	40%	42%	40%	49%	34%	38%	50%	36%	46%	43%
4	32%	28%	38%	33%	33%	32%	32%	34%	29%	39%	39%	27%	32%
3	16%	19%	12%	16%	16%	15%	14%	17%	20%	11%	13%	14%	22%
Bottom 2 Box (NET Bottom Box)	4%	4%	5%	3%	3%	6%	--	8%	7%	--	4%	6%	2%
2	3%	4%	2%	3%	2%	6%	--	6%	7%	--	4%	6%	--
Very Dissatisfied 1	1%	--	2%	--	1%	--	--	2%	--	--	--	--	2%
Not Sure / Not Applicable	6%	3%	7%	8%	6%	6%	5%	8%	7%	--	9%	6%	2%
Top 2 Box (NET Top Box)	133	55	32	46	78	47	51	36	30	16	42	46	45
Very Satisfied 5	75	34	16	25	44	26	31	18	17	9	20	29	26
4	58	21	16	21	34	21	20	18	13	7	22	17	19
3	29	14	5	10	17	10	9	9	9	2	7	9	13
Bottom 2 Box (NET Bottom Box)	7	3	2	2	3	4	--	4	3	--	2	4	1
2	6	3	1	2	2	4	--	3	3	--	2	4	--
Very Dissatisfied 1	1	--	1	--	1	--	--	1	--	--	--	--	1
Not Sure / Not Applicable	10	2	3	5	6	4	3	4	3	--	5	4	1

Base: Used at least once in past grant year (2023)

CAC 2024 Grantee Survey
Q17: Please indicate your satisfaction with the following technical assistance offerings over the past grant year (2023):
Live/virtual workshops

	Total	Past Grant Count [based on sample file]			Grant Type 2024 [based on sample file]		Grant Amount 2024 [based on sample file]				Annual Organizational Budget		
		Less than 10	10 to 15	16 plus	Project Support	General Operating Support	Less than \$5,000	\$5,000-\$19,999	\$20,000-\$99,999	\$100,000 or more	Less than \$150,000	\$150,000 to \$999,999	\$1,000,000 or More
Total	138	54	26	58	72	59	45	37	39	17	36	53	49
Top 2 Box (NET Top Box)	75%	80%	92%	62%	76%	69%	76%	81%	72%	65%	72%	81%	69%
Very Satisfied 5	38%	43%	58%	26%	44%	27%	53%	38%	26%	29%	36%	47%	31%

4	%	36%	37%	35%	36%	32%	42%	22%	43%	46%	35%	36%	34%	39%
3	%	15%	17%	4%	19%	15%	17%	16%	11%	13%	29%	11%	9%	24%
Bottom 2 Box (NET Bottom Box)	%	1%	--	--	3%	--	3%	--	3%	3%	--	3%	2%	--
2	%	1%	--	--	3%	--	3%	--	3%	3%	--	3%	2%	--
Very Dissatisfied 1	%	--	--	--	--	--	--	--	--	--	--	--	--	--
Not Sure / Not Applicable	%	9%	4%	4%	16%	8%	10%	9%	5%	13%	6%	14%	8%	6%
Top 2 Box (NET Top Box)	#	103	43	24	36	55	41	34	30	28	11	26	43	34
Very Satisfied 5	#	53	23	15	15	32	16	24	14	10	5	13	25	15
4	#	50	20	9	21	23	25	10	16	18	6	13	18	19
3	#	21	9	1	11	11	10	7	4	5	5	4	5	12
Bottom 2 Box (NET Bottom Box)	#	2	--	--	2	--	2	--	1	1	--	1	1	--
2	#	2	--	--	2	--	2	--	1	1	--	1	1	--
Very Dissatisfied 1	#	--	--	--	--	--	--	--	--	--	--	--	--	--
Not Sure / Not Applicable	#	12	2	1	9	6	6	4	2	5	1	5	4	3

Base: Used at least once in past grant year (2023)

CAC 2024 Grantee Survey

Q17: Please indicate your satisfaction with the following technical assistance offerings over the past grant year (2023):

Office hours / virtual one-on-one meetings

	Total	#	Past Grant Count [based on sample file]			Grant Type 2024 [based on sample file]		Grant Amount 2024 [based on sample file]				Annual Organizational Budget			
			Less than 10	10 to 15	16 plus	Project Support	General Operating Support	Less than \$5,000	\$5,000-\$19,999	\$20,000-\$99,999	\$100,000 or more	Less than \$150,000	\$150,000 to \$999,999	\$1,000,000 or More	
Total	Total	#	46	22	7	17	22	20	17	10	13	6	12	18	16
Top 2 Box (NET Top Box)	%		74%	86%	57%	65%	73%	80%	82%	60%	69%	83%	67%	78%	75%
Very Satisfied 5	%		46%	55%	57%	29%	45%	50%	59%	30%	54%	17%	42%	56%	38%
4	%		28%	32%	--	35%	27%	30%	24%	30%	15%	67%	25%	22%	38%
3	%		17%	5%	14%	35%	18%	20%	12%	20%	23%	17%	17%	17%	19%
Bottom 2 Box (NET Bottom Box)	%		2%	--	14%	--	5%	--	--	10%	--	--	--	--	6%
2	%		--	--	--	--	--	--	--	--	--	--	--	--	--
Very Dissatisfied 1	%		2%	--	14%	--	5%	--	--	10%	--	--	--	--	6%
Not Sure / Not Applicable	%		7%	9%	14%	--	5%	--	6%	10%	8%	--	17%	6%	--
Top 2 Box (NET Top Box)	#		34	19	4	11	16	16	14	6	9	5	8	14	12
Very Satisfied 5	#		21	12	4	5	10	10	10	3	7	1	5	10	6
4	#		13	7	--	6	6	6	4	3	2	4	3	4	6
3	#		8	1	1	6	4	4	2	2	3	1	2	3	3
Bottom 2 Box (NET Bottom Box)	#		1	--	1	--	1	--	--	1	--	--	--	--	1
2	#		--	--	--	--	--	--	--	--	--	--	--	--	--
Very Dissatisfied 1	#		1	--	1	--	1	--	--	1	--	--	--	--	1
Not Sure / Not Applicable	#		3	2	1	--	1	--	1	1	1	--	2	1	--

Base: Used at least once in past grant year (2023)

CAC 2024 Grantee Survey

Q17: Please indicate your satisfaction with the following technical assistance offerings over the past grant year (2023):

Phone calls or emails with CAC staff

	Total	Past Grant Count [based on sample file]	Grant Type 2024 [based on sample file]	Grant Amount 2024 [based on sample file]	Annual Organizational Budget
--	-------	---	--	--	------------------------------

				Less than 10	10 to 15	16 plus	Project Support	General Operating Support	Less than \$5,000	\$5,000-\$19,999	\$20,000-\$99,999	\$100,000 or more	Less than \$150,000	\$150,000 to \$999,999	\$1,000,000 or More
Total	Total	#	191	75	42	74	107	74	66	54	49	22	59	68	64
Top 2 Box (NET Top Box)	%		88%	91%	88%	86%	89%	88%	89%	89%	86%	91%	92%	90%	84%
Very Satisfied 5	%		65%	64%	81%	58%	69%	58%	67%	72%	61%	55%	64%	72%	59%
4	%		23%	27%	7%	28%	20%	30%	23%	17%	24%	36%	27%	18%	25%
3	%		6%	5%	2%	8%	5%	8%	6%	2%	10%	5%	3%	6%	8%
Bottom 2 Box (NET Bottom Box)	%		2%	1%	2%	3%	2%	3%	--	4%	2%	5%	--	1%	5%
2	%		2%	1%	--	3%	1%	3%	--	2%	2%	5%	--	1%	3%
Very Dissatisfied 1	%		1%	--	2%	--	1%	--	--	2%	--	--	--	--	2%
Not Sure / Not Applicable	%		4%	3%	7%	3%	5%	1%	5%	6%	2%	--	5%	3%	3%
Top 2 Box (NET Top Box)	#		169	68	37	64	95	65	59	48	42	20	54	61	54
Very Satisfied 5	#		125	48	34	43	74	43	44	39	30	12	38	49	38
4	#		44	20	3	21	21	22	15	9	12	8	16	12	16
3	#		11	4	1	6	5	6	4	1	5	1	2	4	5
Bottom 2 Box (NET Bottom Box)	#		4	1	1	2	2	2	--	2	1	1	--	1	3
2	#		3	1	--	2	1	2	--	1	1	1	--	1	2
Very Dissatisfied 1	#		1	--	1	--	1	--	--	1	--	--	--	--	1
Not Sure / Not Applicable	#		7	2	3	2	5	1	3	3	1	--	3	2	2

Base: Used at least once in past grant year (2023)

CAC 2024 Grantee Survey

Q17: Please indicate your satisfaction with the following technical assistance offerings over the past grant year (2023):

Recorded videos

			Total	Past Grant Count [based on sample file]			Grant Type 2024 [based on sample file]		Grant Amount 2024 [based on sample file]				Annual Organizational Budget		
				Less than 10	10 to 15	16 plus	Project Support	General Operating Support	Less than \$5,000	\$5,000-\$19,999	\$20,000-\$99,999	\$100,000 or more	Less than \$150,000	\$150,000 to \$999,999	\$1,000,000 or More
Total	Total	#	74	29	19	26	44	25	23	27	16	8	27	29	18
Top 2 Box (NET Top Box)	%		76%	86%	84%	58%	77%	68%	83%	74%	81%	50%	81%	83%	56%
Very Satisfied 5	%		41%	48%	53%	23%	43%	28%	52%	41%	38%	13%	52%	41%	22%
4	%		35%	38%	32%	35%	34%	40%	30%	33%	44%	38%	30%	41%	33%
3	%		8%	7%	--	15%	5%	16%	4%	4%	6%	38%	4%	3%	22%
Bottom 2 Box (NET Bottom Box)	%		1%	3%	--	--	2%	--	4%	--	--	--	--	3%	--
2	%		1%	3%	--	--	2%	--	4%	--	--	--	--	3%	--
Very Dissatisfied 1	%		--	--	--	--	--	--	--	--	--	--	--	--	--
Not Sure / Not Applicable	%		15%	3%	16%	27%	16%	16%	9%	22%	13%	13%	15%	10%	22%
Top 2 Box (NET Top Box)	#		56	25	16	15	34	17	19	20	13	4	22	24	10
Very Satisfied 5	#		30	14	10	6	19	7	12	11	6	1	14	12	4
4	#		26	11	6	9	15	10	7	9	7	3	8	12	6
3	#		6	2	--	4	2	4	1	1	1	3	1	1	4
Bottom 2 Box (NET Bottom Box)	#		1	1	--	--	1	--	1	--	--	--	--	1	--
2	#		1	1	--	--	1	--	1	--	--	--	--	1	--
Very Dissatisfied 1	#		--	--	--	--	--	--	--	--	--	--	--	--	--
Not Sure / Not Applicable	#		11	1	3	7	7	4	2	6	2	1	4	3	4

Base: Used at least once in past grant year (2023)

CAC 2024 Grantee Survey
Q17: Please indicate your satisfaction with the following technical assistance offerings over the past grant year (2023):
Site visits with CAC staff

			Total	Past Grant Count [based on sample file]			Grant Type 2024 [based on sample file]		Grant Amount 2024 [based on sample file]				Annual Organizational Budget		
				Less than 10	10 to 15	16 plus	Project Support	General Operating Support	Less than \$5,000	\$5,000-\$19,999	\$20,000-\$99,999	\$100,000 or more	Less than \$150,000	\$150,000 to \$999,999	\$1,000,000 or More
Total	Total	#	54	18	6	30	16	33	9	11	22	12	5	24	25
Top 2 Box (NET Top Box)	%		74%	72%	83%	73%	69%	76%	56%	82%	73%	83%	60%	67%	84%
Very Satisfied 5	%		54%	50%	67%	53%	50%	55%	56%	36%	55%	67%	40%	46%	64%
4	%		20%	22%	17%	20%	19%	21%	--	45%	18%	17%	20%	21%	20%
3	%		11%	17%	--	10%	19%	9%	22%	9%	14%	--	20%	17%	4%
Bottom 2 Box (NET Bottom Box)	%		2%	--	--	3%	--	3%	--	--	--	8%	--	--	4%
2	%		2%	--	--	3%	--	3%	--	--	--	8%	--	--	4%
Very Dissatisfied 1	%		--	--	--	--	--	--	--	--	--	--	--	--	--
Not Sure / Not Applicable	%		13%	11%	17%	13%	13%	12%	22%	9%	14%	8%	20%	17%	8%
Top 2 Box (NET Top Box)	#		40	13	5	22	11	25	5	9	16	10	3	16	21
Very Satisfied 5	#		29	9	4	16	8	18	5	4	12	8	2	11	16
4	#		11	4	1	6	3	7	--	5	4	2	1	5	5
3	#		6	3	--	3	3	3	2	1	3	--	1	4	1
Bottom 2 Box (NET Bottom Box)	#		1	--	--	1	--	1	--	--	--	1	--	--	1
2	#		1	--	--	1	--	1	--	--	--	1	--	--	1
Very Dissatisfied 1	#		--	--	--	--	--	--	--	--	--	--	--	--	--
Not Sure / Not Applicable	#		7	2	1	4	2	4	2	1	3	1	1	4	2

Base: Used at least once in past grant year (2023)

CAC 2024 Grantee Survey
Q17: Please indicate your satisfaction with the following technical assistance offerings over the past grant year (2023):
Written materials

			Total	Past Grant Count [based on sample file]			Grant Type 2024 [based on sample file]		Grant Amount 2024 [based on sample file]				Annual Organizational Budget		
				Less than 10	10 to 15	16 plus	Project Support	General Operating Support	Less than \$5,000	\$5,000-\$19,999	\$20,000-\$99,999	\$100,000 or more	Less than \$150,000	\$150,000 to \$999,999	\$1,000,000 or More
Total	Total	#	178	70	40	68	102	69	64	47	46	21	54	63	61
Top 2 Box (NET Top Box)	%		84%	86%	85%	82%	84%	84%	86%	83%	80%	90%	85%	87%	80%
Very Satisfied 5	%		53%	51%	60%	51%	52%	54%	58%	47%	54%	52%	48%	67%	44%
4	%		31%	34%	25%	31%	32%	30%	28%	36%	26%	38%	37%	21%	36%
3	%		12%	13%	10%	12%	12%	12%	13%	11%	13%	10%	9%	11%	15%
Bottom 2 Box (NET Bottom Box)	%		2%	--	3%	3%	1%	3%	--	2%	4%	--	--	2%	3%
2	%		1%	--	--	3%	--	3%	--	--	4%	--	--	2%	2%
Very Dissatisfied 1	%		1%	--	3%	--	1%	--	--	2%	--	--	--	--	2%
Not Sure / Not Applicable	%		2%	1%	3%	3%	3%	1%	2%	4%	2%	--	6%	--	2%
Top 2 Box (NET Top Box)	#		150	60	34	56	86	58	55	39	37	19	46	55	49
Very Satisfied 5	#		95	36	24	35	53	37	37	22	25	11	26	42	27
4	#		55	24	10	21	33	21	18	17	12	8	20	13	22
3	#		21	9	4	8	12	8	8	5	6	2	5	7	9

Bottom 2 Box (NET Bottom Box) #	3	--	1	2	1	2	--	1	2	--	--	1	2
2 #	2	--	--	2	--	2	--	--	2	--	--	1	1
Very Dissatisfied 1 #	1	--	1	--	1	--	--	1	--	--	--	--	1
Not Sure / Not Applicable #	4	1	1	2	3	1	1	2	1	--	3	--	1

Base: Used at least once in past grant year (2023)

CAC 2024 Grantee Survey

Q18: Please indicate your engagement with the following training and learning offerings over the past grant year (2023):

Equity and racial equity trainings with Equius Group

	Total	Past Grant Count [based on sample file]			Grant Type 2024 [based on sample file]		Grant Amount 2024 [based on sample file]				Annual Organizational Budget			
		Less than 10	10 to 15	16 plus	Project Support	General Operating Support	Less than \$5,000	\$5,000-\$19,999	\$20,000-\$99,999	\$100,000 or more	Less than \$150,000	\$150,000 to \$999,999	\$1,000,000 or More	
Total	Total #	218	89	52	77	130	77	83	62	50	23	70	75	73
Unaware, but no interest in participating	%	10%	12%	10%	6%	12%	6%	14%	8%	4%	9%	14%	8%	7%
Unaware, would like to participate in future	%	36%	40%	44%	25%	44%	21%	47%	35%	30%	9%	37%	45%	25%
Aware, but did not participate	%	33%	35%	31%	31%	35%	30%	31%	35%	26%	43%	36%	20%	42%
Participated	%	19%	10%	12%	35%	6%	40%	5%	16%	38%	39%	11%	20%	26%
Watched recording	%	3%	2%	4%	3%	2%	3%	2%	5%	2%	--	1%	7%	--
Unaware, but no interest in participating	#	21	11	5	5	16	5	12	5	2	2	10	6	5
Unaware, would like to participate in future	#	78	36	23	19	57	16	39	22	15	2	26	34	18
Aware, but did not participate	#	71	31	16	24	46	23	26	22	13	10	25	15	31
Participated	#	42	9	6	27	8	31	4	10	19	9	8	15	19
Watched recording	#	6	2	2	2	3	2	2	3	1	--	1	5	--

Base: All respondents

CAC 2024 Grantee Survey

Q18: Please indicate your engagement with the following training and learning offerings over the past grant year (2023):

Equitable hiring practices workshop with ArtEquity

	Total	Past Grant Count [based on sample file]			Grant Type 2024 [based on sample file]		Grant Amount 2024 [based on sample file]				Annual Organizational Budget			
		Less than 10	10 to 15	16 plus	Project Support	General Operating Support	Less than \$5,000	\$5,000-\$19,999	\$20,000-\$99,999	\$100,000 or more	Less than \$150,000	\$150,000 to \$999,999	\$1,000,000 or More	
Total	Total #	218	89	52	77	130	77	83	62	50	23	70	75	73
Unaware, but no interest in participating	%	21%	28%	15%	17%	26%	13%	27%	23%	10%	22%	33%	13%	18%
Unaware, would like to participate in future	%	33%	35%	40%	25%	39%	19%	39%	34%	30%	13%	24%	40%	33%
Aware, but did not participate	%	35%	33%	42%	32%	32%	40%	34%	31%	36%	48%	37%	29%	38%
Participated	%	10%	3%	2%	23%	2%	25%	1%	10%	24%	13%	6%	15%	10%
Watched recording	%	1%	1%	--	3%	--	3%	--	3%	--	4%	--	3%	1%

Unaware, but no interest in participating	#	46	25	8	13	34	10	22	14	5	5	23	10	13
Unaware, would like to participate in future	#	71	31	21	19	51	15	32	21	15	3	17	30	24
Aware, but did not participate	#	76	29	22	25	42	31	28	19	18	11	26	22	28
Participated	#	22	3	1	18	3	19	1	6	12	3	4	11	7
Watched recording	#	3	1	--	2	--	2	--	2	--	1	--	2	1

Base: All respondents

CAC 2024 Grantee Survey

**Q18: Please indicate your engagement with the following training and learning offerings over the past grant year (2023):
Grantmaking workshops**

			Total	Past Grant Count [based on sample file]			Grant Type 2024 [based on sample file]		Grant Amount 2024 [based on sample file]				Annual Organizational Budget		
				Less than 10	10 to 15	16 plus	Project Support	General Operating Support	Less than \$5,000	\$5,000-\$19,999	\$20,000-\$99,999	\$100,000 or more	Less than \$150,000	\$150,000 to \$999,999	\$1,000,000 or More
Total	Total	#	218	89	52	77	130	77	83	62	50	23	70	75	73
Unaware, but no interest in participating	%		8%	9%	4%	10%	5%	13%	2%	10%	14%	13%	6%	8%	11%
Unaware, would like to participate in future	%		19%	27%	17%	10%	26%	8%	33%	15%	8%	4%	30%	13%	14%
Aware, but did not participate	%		41%	31%	42%	51%	35%	49%	33%	44%	46%	52%	39%	43%	41%
Participated	%		28%	29%	31%	25%	29%	27%	33%	21%	30%	26%	26%	25%	33%
Watched recording	%		4%	3%	6%	4%	4%	3%	--	11%	2%	4%	--	11%	1%
Unaware, but no interest in participating	#		18	8	2	8	7	10	2	6	7	3	4	6	8
Unaware, would like to participate in future	#		41	24	9	8	34	6	27	9	4	1	21	10	10
Aware, but did not participate	#		89	28	22	39	46	38	27	27	23	12	27	32	30
Participated	#		61	26	16	19	38	21	27	13	15	6	18	19	24
Watched recording	#		9	3	3	3	5	2	--	7	1	1	--	8	1

Base: All respondents

CAC 2024 Grantee Survey

**Q18: Please indicate your engagement with the following training and learning offerings over the past grant year (2023):
IRS Form 990 workshop with Plante Moran**

			Total	Past Grant Count [based on sample file]			Grant Type 2024 [based on sample file]		Grant Amount 2024 [based on sample file]				Annual Organizational Budget		
				Less than 10	10 to 15	16 plus	Project Support	General Operating Support	Less than \$5,000	\$5,000-\$19,999	\$20,000-\$99,999	\$100,000 or more	Less than \$150,000	\$150,000 to \$999,999	\$1,000,000 or More
Total	Total	#	218	89	52	77	130	77	83	62	50	23	70	75	73
Unaware, but no interest in participating	%		35%	29%	29%	47%	32%	43%	24%	40%	44%	43%	23%	39%	44%
Unaware, would like to participate in future	%		28%	34%	29%	21%	34%	19%	39%	26%	18%	17%	39%	25%	21%
Aware, but did not participate	%		32%	25%	42%	32%	30%	38%	31%	26%	36%	39%	29%	31%	36%

Participated	%	5%	11%	--	--	5%	--	6%	6%	2%	--	9%	5%	--
Watched recording	%	0%	1%	--	--	--	--	--	2%	--	--	1%	--	--
Unaware, but no interest in participating	#	77	26	15	36	41	33	20	25	22	10	16	29	32
Unaware, would like to participate in future	#	61	30	15	16	44	15	32	16	9	4	27	19	15
Aware, but did not participate	#	69	22	22	25	39	29	26	16	18	9	20	23	26
Participated	#	10	10	--	--	6	--	5	4	1	--	6	4	--
Watched recording	#	1	1	--	--	--	--	--	1	--	--	1	--	--

Base: All respondents

CAC 2024 Grantee Survey
Q18: Please indicate your engagement with the following training and learning offerings over the past grant year (2023):
SMU DataArts workshops

			Total	Past Grant Count [based on sample file]			Grant Type 2024 [based on sample file]		Grant Amount 2024 [based on sample file]				Annual Organizational Budget		
				Less than 10	10 to 15	16 plus	Project Support	General Operating Support	Less than \$5,000	\$5,000-\$19,999	\$20,000-\$99,999	\$100,000 or more	Less than \$150,000	\$150,000 to \$999,999	\$1,000,000 or More
Total	Total	#	218	89	52	77	130	77	83	62	50	23	70	75	73
Unaware, but no interest in participating	%		18%	19%	21%	14%	19%	14%	19%	18%	14%	22%	20%	20%	14%
Unaware, would like to participate in future	%		28%	39%	27%	16%	36%	16%	43%	26%	18%	--	40%	28%	16%
Aware, but did not participate	%		43%	34%	42%	55%	38%	56%	35%	40%	48%	70%	33%	40%	56%
Participated	%		10%	6%	10%	14%	7%	13%	2%	13%	18%	9%	6%	9%	14%
Watched recording	%		1%	2%	--	1%	--	1%	--	3%	2%	--	1%	3%	--
Unaware, but no interest in participating	#		39	17	11	11	25	11	16	11	7	5	14	15	10
Unaware, would like to participate in future	#		61	35	14	12	47	12	36	16	9	--	28	21	12
Aware, but did not participate	#		94	30	22	42	49	43	29	25	24	16	23	30	41
Participated	#		21	5	5	11	9	10	2	8	9	2	4	7	10
Watched recording	#		3	2	--	1	--	1	--	2	1	--	1	2	--

Base: All respondents

CAC 2024 Grantee Survey
Q19: How useful were the following training and learning opportunities to you and your organization over the past grant year (2023)?
Equity and racial equity trainings with Equius Group

			Total	Past Grant Count [based on sample file]			Grant Type 2024 [based on sample file]		Grant Amount 2024 [based on sample file]				Annual Organizational Budget		
				Less than 10	10 to 15	16 plus	Project Support	General Operating Support	Less than \$5,000	\$5,000-\$19,999	\$20,000-\$99,999	\$100,000 or more	Less than \$150,000	\$150,000 to \$999,999	\$1,000,000 or More
Total	Total	#	48	11	8	29	11	33	6	13	20	9	9	20	19
Top 2 Box (NET Top Box)	%		75%	64%	88%	76%	73%	76%	83%	69%	75%	78%	78%	80%	68%
Very Useful 5	%		42%	55%	38%	38%	45%	36%	50%	54%	25%	56%	56%	35%	42%
4	%		33%	9%	50%	38%	27%	39%	33%	15%	50%	22%	22%	45%	26%
3	%		15%	27%	--	14%	9%	15%	17%	8%	20%	11%	11%	15%	16%

Bottom 2 Box (NET Bottom Box)	%	4%	9%	--	3%	9%	3%	--	8%	5%	--	--	--	11%
2	%	4%	9%	--	3%	9%	3%	--	8%	5%	--	--	--	11%
Not at All Useful 1	%	--	--	--	--	--	--	--	--	--	--	--	--	--
Not Sure / Not Applicable	%	6%	--	13%	7%	9%	6%	--	15%	--	11%	11%	5%	5%
Top 2 Box (NET Top Box)	#	36	7	7	22	8	25	5	9	15	7	7	16	13
Very Useful 5	#	20	6	3	11	5	12	3	7	5	5	5	7	8
4	#	16	1	4	11	3	13	2	2	10	2	2	9	5
3	#	7	3	--	4	1	5	1	1	4	1	1	3	3
Bottom 2 Box (NET Bottom Box)	#	2	1	--	1	1	1	--	1	1	--	--	--	2
2	#	2	1	--	1	1	1	--	1	1	--	--	--	2
Not at All Useful 1	#	--	--	--	--	--	--	--	--	--	--	--	--	--
Not Sure / Not Applicable	#	3	--	1	2	1	2	--	2	--	1	1	1	1

Base: Attended in past grant year (2023)

CAC 2024 Grantee Survey
Q19: How useful were the following training and learning opportunities to you and your organization over the past grant year (2023)?
Equitable hiring practices workshop with ArtEquity

	Total	Past Grant Count [based on sample file]			Grant Type 2024 [based on sample file]		Grant Amount 2024 [based on sample file]				Annual Organizational Budget			
		Less than 10	10 to 15	16 plus	Project Support	General Operating Support	Less than \$5,000	\$5,000-\$19,999	\$20,000-\$99,999	\$100,000 or more	Less than \$150,000	\$150,000 to \$999,999	\$1,000,000 or More	
Total	Total #	25	4	1	20	3	21	1	8	12	4	4	13	8
Top 2 Box (NET Top Box)	%	76%	100%	100%	70%	100%	71%	100%	75%	75%	75%	75%	77%	75%
Very Useful 5	%	28%	25%	100%	25%	--	29%	--	38%	25%	25%	--	38%	25%
4	%	48%	75%	--	45%	100%	43%	100%	38%	50%	50%	75%	38%	50%
3	%	12%	--	--	15%	--	14%	--	--	25%	--	--	15%	13%
Bottom 2 Box (NET Bottom Box)	%	4%	--	--	5%	--	5%	--	13%	--	--	25%	--	--
2	%	--	--	--	--	--	--	--	--	--	--	--	--	--
Not at All Useful 1	%	4%	--	--	5%	--	5%	--	13%	--	--	25%	--	--
Not Sure / Not Applicable	%	8%	--	--	10%	--	10%	--	13%	--	25%	--	8%	13%
Top 2 Box (NET Top Box)	#	19	4	1	14	3	15	1	6	9	3	3	10	6
Very Useful 5	#	7	1	1	5	--	6	--	3	3	1	--	5	2
4	#	12	3	--	9	3	9	1	3	6	2	3	5	4
3	#	3	--	--	3	--	3	--	--	3	--	--	2	1
Bottom 2 Box (NET Bottom Box)	#	1	--	--	1	--	1	--	1	--	--	1	--	--
2	#	--	--	--	--	--	--	--	--	--	--	--	--	--
Not at All Useful 1	#	1	--	--	1	--	1	--	1	--	--	1	--	--
Not Sure / Not Applicable	#	2	--	--	2	--	2	--	1	--	1	--	1	1

Base: Attended in past grant year (2023)

CAC 2024 Grantee Survey
Q19: How useful were the following training and learning opportunities to you and your organization over the past grant year (2023)?
Grantmaking workshops with CAC staff

	Total	Past Grant Count [based on sample file]	Grant Type 2024 [based on sample file]	Grant Amount 2024 [based on sample file]	Annual Organizational Budget
--	-------	---	--	--	------------------------------

				Less than 10	10 to 15	16 plus	Project Support	General Operating Support	Less than \$5,000	\$5,000-\$19,999	\$20,000-\$99,999	\$100,000 or more	Less than \$150,000	\$150,000 to \$999,999	\$1,000,000 or More
Total	Total	#	70	29	19	22	43	23	27	20	16	7	18	27	25
Top 2 Box (NET Top Box)	%		83%	86%	84%	77%	84%	78%	89%	80%	81%	71%	89%	81%	80%
Very Useful 5	%		39%	48%	37%	27%	44%	26%	56%	30%	25%	29%	56%	26%	40%
4	%		44%	38%	47%	50%	40%	52%	33%	50%	56%	43%	33%	56%	40%
3	%		13%	14%	16%	9%	16%	9%	11%	20%	6%	14%	11%	19%	8%
Bottom 2 Box (NET Bottom Box)	%		3%	--	--	9%	--	9%	--	--	6%	14%	--	--	8%
2	%		1%	--	--	5%	--	4%	--	--	--	14%	--	--	4%
Not at All Useful 1	%		1%	--	--	5%	--	4%	--	--	6%	--	--	--	4%
Not Sure / Not Applicable	%		1%	--	--	5%	--	4%	--	--	6%	--	--	--	4%
Top 2 Box (NET Top Box)	#		58	25	16	17	36	18	24	16	13	5	16	22	20
Very Useful 5	#		27	14	7	6	19	6	15	6	4	2	10	7	10
4	#		31	11	9	11	17	12	9	10	9	3	6	15	10
3	#		9	4	3	2	7	2	3	4	1	1	2	5	2
Bottom 2 Box (NET Bottom Box)	#		2	--	--	2	--	2	--	--	1	1	--	--	2
2	#		1	--	--	1	--	1	--	--	--	1	--	--	1
Not at All Useful 1	#		1	--	--	1	--	1	--	--	1	--	--	--	1
Not Sure / Not Applicable	#		1	--	--	1	--	1	--	--	1	--	--	--	1

Base: Attended in past grant year (2023)

CAC 2024 Grantee Survey
Q19: How useful were the following training and learning opportunities to you and your organization over the past grant year (2023)?
IRS Form 990 workshop with Plante Moran

			Total	Past Grant Count [based on sample file]			Grant Type 2024 [based on sample file]		Grant Amount 2024 [based on sample file]				Annual Organizational Budget		
				Less than 10	10 to 15	16 plus	Project Support	General Operating Support	Less than \$5,000	\$5,000-\$19,999	\$20,000-\$99,999	\$100,000 or more	Less than \$150,000	\$150,000 to \$999,999	\$1,000,000 or More
Total	Total	#	11	11	--	--	6	--	5	5	1	--	7	4	--
Top 2 Box (NET Top Box)	%		73%	73%	--	--	83%	--	80%	80%	--	--	100%	25%	--
Very Useful 5	%		64%	64%	--	--	67%	--	60%	80%	--	--	86%	25%	--
4	%		9%	9%	--	--	17%	--	20%	--	--	--	14%	--	--
3	%		27%	27%	--	--	17%	--	20%	20%	100%	--	--	75%	--
Bottom 2 Box (NET Bottom Box)	%		--	--	--	--	--	--	--	--	--	--	--	--	--
2	%		--	--	--	--	--	--	--	--	--	--	--	--	--
Not at All Useful 1	%		--	--	--	--	--	--	--	--	--	--	--	--	--
Not Sure / Not Applicable	%		--	--	--	--	--	--	--	--	--	--	--	--	--
Top 2 Box (NET Top Box)	#		8	8	--	--	5	--	4	4	--	--	7	1	--
Very Useful 5	#		7	7	--	--	4	--	3	4	--	--	6	1	--
4	#		1	1	--	--	1	--	1	--	--	--	1	--	--
3	#		3	3	--	--	1	--	1	1	1	--	--	3	--
Bottom 2 Box (NET Bottom Box)	#		--	--	--	--	--	--	--	--	--	--	--	--	--
2	#		--	--	--	--	--	--	--	--	--	--	--	--	--
Not at All Useful 1	#		--	--	--	--	--	--	--	--	--	--	--	--	--
Not Sure / Not Applicable	#		--	--	--	--	--	--	--	--	--	--	--	--	--

Base: Attended in past grant year (2023)

CAC 2024 Grantee Survey
Q19: How useful were the following training and learning opportunities to you and your organization over the past grant year (2023)?
SMU DataArts workshops

			Total	Past Grant Count [based on sample file]			Grant Type 2024 [based on sample file]		Grant Amount 2024 [based on sample file]				Annual Organizational Budget		
				Less than 10	10 to 15	16 plus	Project Support	General Operating Support	Less than \$5,000	\$5,000-\$19,999	\$20,000-\$99,999	\$100,000 or more	Less than \$150,000	\$150,000 to \$999,999	\$1,000,000 or More
Total	Total	#	24	7	5	12	9	11	2	10	10	2	5	9	10
Top 2 Box (NET Top Box)	%		79%	86%	100%	67%	78%	73%	50%	90%	80%	50%	100%	89%	60%
Very Useful 5	%		42%	71%	40%	25%	44%	27%	50%	60%	30%	--	100%	22%	30%
4	%		38%	14%	60%	42%	33%	45%	--	30%	50%	50%	--	67%	30%
3	%		13%	14%	--	17%	22%	9%	50%	10%	--	50%	--	11%	20%
Bottom 2 Box (NET Bottom Box)	%		--	--	--	--	--	--	--	--	--	--	--	--	--
2	%		--	--	--	--	--	--	--	--	--	--	--	--	--
Not at All Useful 1	%		--	--	--	--	--	--	--	--	--	--	--	--	--
Not Sure / Not Applicable	%		8%	--	--	17%	--	18%	--	--	20%	--	--	--	20%
Top 2 Box (NET Top Box)	#		19	6	5	8	7	8	1	9	8	1	5	8	6
Very Useful 5	#		10	5	2	3	4	3	1	6	3	--	5	2	3
4	#		9	1	3	5	3	5	--	3	5	1	--	6	3
3	#		3	1	--	2	2	1	1	1	--	1	--	1	2
Bottom 2 Box (NET Bottom Box)	#		--	--	--	--	--	--	--	--	--	--	--	--	--
2	#		--	--	--	--	--	--	--	--	--	--	--	--	--
Not at All Useful 1	#		--	--	--	--	--	--	--	--	--	--	--	--	--
Not Sure / Not Applicable	#		2	--	--	2	--	2	--	--	2	--	--	--	2

Base: Attended in past grant year (2023)

CAC 2024 Grantee Survey
Q20: Which of the following topics will your organization seek training on over the next year? (check all that apply)

			Total	Past Grant Count [based on sample file]			Grant Type 2024 [based on sample file]		Grant Amount 2024 [based on sample file]				Annual Organizational Budget		
				Less than 10	10 to 15	16 plus	Project Support	General Operating Support	Less than \$5,000	\$5,000-\$19,999	\$20,000-\$99,999	\$100,000 or more	Less than \$150,000	\$150,000 to \$999,999	\$1,000,000 or More
Total	Total	#	218	89	52	77	130	77	83	62	50	23	70	75	73
	Board development	%	52%	57%	48%	48%	49%	53%	49%	60%	58%	26%	54%	69%	32%
	Business planning	%	17%	21%	12%	14%	15%	18%	13%	16%	22%	17%	14%	25%	10%
	Community outreach and engagement	%	34%	39%	40%	25%	38%	26%	35%	40%	32%	22%	40%	36%	27%
	Diversity, Equity, Inclusion, Belonging	%	43%	34%	52%	48%	40%	52%	31%	50%	46%	61%	30%	48%	51%
	Evaluation	%	23%	20%	15%	31%	18%	30%	13%	31%	24%	35%	14%	27%	27%
	Facilities planning	%	13%	10%	6%	22%	6%	23%	6%	10%	30%	13%	4%	19%	16%
	Financial management	%	16%	20%	13%	13%	15%	13%	16%	18%	16%	13%	23%	16%	10%
	Fundraising	%	55%	66%	52%	44%	59%	44%	58%	65%	56%	17%	69%	60%	37%
	Information technology	%	17%	20%	17%	14%	16%	16%	17%	15%	16%	30%	11%	23%	18%
	Leadership development	%	32%	34%	27%	32%	28%	31%	28%	34%	36%	30%	23%	37%	34%
	Legal services	%	13%	19%	8%	9%	11%	10%	11%	18%	16%	--	19%	17%	3%
	Management development	%	8%	10%	10%	5%	9%	6%	6%	13%	6%	9%	7%	8%	10%

Marketing	%	33%	35%	40%	25%	37%	23%	35%	39%	34%	4%	39%	36%	23%
Program design	%	14%	18%	15%	8%	16%	8%	16%	18%	10%	4%	14%	15%	12%
Quality management	%	8%	11%	8%	5%	10%	4%	8%	13%	2%	9%	7%	9%	8%
Racial Equity	%	28%	17%	33%	38%	24%	38%	18%	32%	32%	43%	14%	33%	36%
Strategic planning	%	33%	37%	33%	30%	37%	27%	35%	39%	24%	35%	37%	35%	29%
Other (specify)	%	5%	4%	2%	6%	3%	8%	4%	2%	8%	9%	3%	4%	7%
Not sure	%	11%	12%	8%	12%	11%	12%	14%	5%	10%	17%	11%	8%	14%
None of the above	%	2%	2%	4%	--	3%	--	2%	3%	--	--	3%	3%	--
Board development	#	113	51	25	37	64	41	41	37	29	6	38	52	23
Business planning	#	36	19	6	11	19	14	11	10	11	4	10	19	7
Community outreach and engagement	#	75	35	21	19	50	20	29	25	16	5	28	27	20
Diversity, Equity, Inclusion, Belonging	#	94	30	27	37	52	40	26	31	23	14	21	36	37
Evaluation	#	50	18	8	24	23	23	11	19	12	8	10	20	20
Facilities planning	#	29	9	3	17	8	18	5	6	15	3	3	14	12
Financial management	#	35	18	7	10	20	10	13	11	8	3	16	12	7
Fundraising	#	120	59	27	34	77	34	48	40	28	4	48	45	27
Information technology	#	38	18	9	11	21	12	14	9	8	7	8	17	13
Leadership development	#	69	30	14	25	37	24	23	21	18	7	16	28	25
Legal services	#	28	17	4	7	14	8	9	11	8	--	13	13	2
Management development	#	18	9	5	4	12	5	5	8	3	2	5	6	7
Marketing	#	71	31	21	19	48	18	29	24	17	1	27	27	17
Program design	#	30	16	8	6	21	6	13	11	5	1	10	11	9
Quality management	#	18	10	4	4	13	3	7	8	1	2	5	7	6
Racial Equity	#	61	15	17	29	31	29	15	20	16	10	10	25	26
Strategic planning	#	73	33	17	23	48	21	29	24	12	8	26	26	21
Other (specify)	#	10	4	1	5	4	6	3	1	4	2	2	3	5
Not sure	#	24	11	4	9	14	9	12	3	5	4	8	6	10
None of the above	#	4	2	2	--	4	--	2	2	--	--	2	2	--

Base: All respondents

CAC 2024 Grantee Survey

Q21: Of those you just selected as important, which one would you say is the most important topic your organization will seek training on in the next year? (check one)

	Total	Past Grant Count [based on sample file]			Grant Type 2024 [based on sample file]		Grant Amount 2024 [based on sample file]				Annual Organizational Budget				
		Less than 10	10 to 15	16 plus	Project Support	General Operating Support	Less than \$5,000	\$5,000-\$19,999	\$20,000-\$99,999	\$100,000 or more	Less than \$150,000	\$150,000 to \$999,999	\$1,000,000 or More		
Total	Total	#	190	76	46	68	112	68	69	57	45	19	60	67	63
Board development	%		17%	18%	13%	18%	13%	21%	14%	18%	24%	5%	18%	21%	11%
Business planning	%		3%	--	7%	3%	1%	6%	--	2%	7%	5%	--	6%	2%
Community outreach and engagement	%		10%	11%	17%	4%	15%	3%	14%	12%	4%	--	15%	6%	10%
Diversity, Equity, Inclusion, Belonging	%		16%	9%	17%	24%	15%	21%	10%	19%	13%	37%	10%	16%	22%
Evaluation	%		4%	5%	--	6%	4%	6%	4%	4%	4%	5%	2%	3%	8%
Facilities planning	%		2%	1%	--	4%	1%	4%	--	4%	2%	5%	--	3%	3%
Financial management	%		4%	5%	2%	3%	4%	1%	4%	4%	4%	--	8%	3%	--
Fundraising	%		15%	22%	13%	9%	19%	7%	23%	14%	9%	5%	23%	15%	8%
Information technology	%		3%	3%	4%	3%	4%	3%	6%	--	2%	5%	3%	3%	3%

Leadership development	%	4%	4%	4%	3%	4%	3%	3%	5%	2%	5%	--	4%	6%
Legal services	%	1%	3%	--	--	1%	--	1%	--	2%	--	--	3%	--
Management development	%	2%	1%	2%	1%	1%	3%	--	2%	2%	5%	--	1%	3%
Marketing	%	5%	5%	7%	4%	7%	3%	9%	5%	2%	--	8%	3%	5%
Program design	%	1%	1%	--	--	--	1%	--	--	2%	--	--	1%	--
Quality management	%	1%	--	--	1%	--	1%	--	--	--	5%	--	--	2%
Racial Equity	%	1%	--	--	3%	--	3%	--	--	2%	5%	--	--	3%
Strategic planning	%	11%	9%	13%	12%	11%	12%	9%	12%	13%	11%	12%	9%	13%
Other (specify)	%	1%	1%	--	1%	1%	1%	1%	--	2%	--	--	1%	2%
Not sure	%	--	--	--	--	--	--	--	--	--	--	--	--	--
None of the above	%	--	--	--	--	--	--	--	--	--	--	--	--	--
Board development	#	32	14	6	12	15	14	10	10	11	1	11	14	7
Business planning	#	5	--	3	2	1	4	--	1	3	1	--	4	1
Community outreach and engagement	#	19	8	8	3	17	2	10	7	2	--	9	4	6
Diversity, Equity, Inclusion, Belonging	#	31	7	8	16	17	14	7	11	6	7	6	11	14
Evaluation	#	8	4	--	4	4	4	3	2	2	1	1	2	5
Facilities planning	#	4	1	--	3	1	3	--	2	1	1	--	2	2
Financial management	#	7	4	1	2	5	1	3	2	2	--	5	2	--
Fundraising	#	29	17	6	6	21	5	16	8	4	1	14	10	5
Information technology	#	6	2	2	2	4	2	4	--	1	1	2	2	2
Leadership development	#	7	3	2	2	4	2	2	3	1	1	--	3	4
Legal services	#	2	2	--	--	1	--	1	--	1	--	--	2	--
Management development	#	3	1	1	1	1	2	--	1	1	1	--	1	2
Marketing	#	10	4	3	3	8	2	6	3	1	--	5	2	3
Program design	#	1	1	--	--	--	1	--	--	1	--	--	1	--
Quality management	#	1	--	--	1	--	1	--	--	--	1	--	--	1
Racial Equity	#	2	--	--	2	--	2	--	--	1	1	--	--	2
Strategic planning	#	21	7	6	8	12	8	6	7	6	2	7	6	8
Other (specify)	#	2	1	--	1	1	1	1	--	1	--	--	1	1
Not sure	#	--	--	--	--	--	--	--	--	--	--	--	--	--
None of the above	#	--	--	--	--	--	--	--	--	--	--	--	--	--

Base: Checked at least one training in Q20

CAC 2024 Grantee Survey

Q22: Beyond CAC, from which of the following organizations do you seek training or learning opportunities for yourself or your organization? (check all that apply)

	Total	Past Grant Count [based on sample file]			Grant Type 2024 [based on sample file]		Grant Amount 2024 [based on sample file]				Annual Organizational Budget				
		Less than 10	10 to 15	16 plus	Project Support	General Operating Support	Less than \$5,000	\$5,000-\$19,999	\$20,000-\$99,999	\$100,000 or more	Less than \$150,000	\$150,000 to \$999,999	\$1,000,000 or More		
Total	Total	#	218	89	52	77	130	77	83	62	50	23	70	75	73
	Americans for the Arts	%	13%	4%	10%	25%	7%	25%	4%	11%	18%	39%	7%	15%	16%
	Assembly for the Arts	%	39%	24%	37%	57%	26%	56%	16%	45%	54%	70%	30%	48%	37%
	Business Volunteers Unlimited (BVU)	%	39%	38%	29%	47%	32%	52%	39%	24%	60%	35%	27%	48%	41%
	Candid (formerly Foundation Center)	%	37%	30%	35%	45%	31%	45%	28%	39%	42%	52%	20%	39%	51%
	Creative Ohio (formerly Ohio Citizens for the Arts)	%	11%	7%	4%	21%	5%	21%	2%	10%	14%	39%	10%	4%	19%
	Other (specify)	%	16%	13%	13%	21%	12%	23%	12%	11%	28%	17%	6%	27%	15%

None of the above	%	27%	34%	33%	16%	36%	13%	41%	26%	12%	13%	43%	19%	21%
Americans for the Arts	#	28	4	5	19	9	19	3	7	9	9	5	11	12
Assembly for the Arts	#	84	21	19	44	34	43	13	28	27	16	21	36	27
Business Volunteers Unlimited (BVU)	#	85	34	15	36	42	40	32	15	30	8	19	36	30
Candid (formerly Foundation Center)	#	80	27	18	35	40	35	23	24	21	12	14	29	37
Creative Ohio (formerly Ohio Citizens for the Arts)	#	24	6	2	16	7	16	2	6	7	9	7	3	14
Other (specify)	#	35	12	7	16	15	18	10	7	14	4	4	20	11
None of the above	#	59	30	17	12	47	10	34	16	6	3	30	14	15

Base: All respondents

CAC 2024 Grantee Survey
Q23: How often do you use the following online resources provided by CAC?
CAC's website – cacgrants.org

	Total	Past Grant Count [based on sample file]			Grant Type 2024 [based on sample file]		Grant Amount 2024 [based on sample file]				Annual Organizational Budget				
		Less than 10	10 to 15	16 plus	Project Support	General Operating Support	Less than \$5,000	\$5,000-\$19,999	\$20,000-\$99,999	\$100,000 or more	Less than \$150,000	\$150,000 to \$999,999	\$1,000,000 or More		
Total	Total	#	218	89	52	77	130	77	83	62	50	23	70	75	73
Never Used	%		4%	6%	4%	3%	5%	3%	6%	3%	2%	4%	1%	3%	8%
One Time or Less Per Year	%		14%	17%	12%	13%	16%	12%	16%	16%	16%	--	14%	13%	15%
Once Every Few Months	%		56%	54%	65%	53%	56%	56%	61%	48%	50%	74%	61%	52%	56%
Once a Month	%		18%	17%	17%	21%	16%	22%	12%	24%	20%	22%	11%	27%	16%
Multiple Times Per Month	%		7%	7%	2%	10%	6%	8%	5%	8%	12%	--	11%	5%	4%
Never Used	#		9	5	2	2	7	2	5	2	1	1	1	2	6
One Time or Less Per Year	#		31	15	6	10	21	9	13	10	8	--	10	10	11
Once Every Few Months	#		123	48	34	41	73	43	51	30	25	17	43	39	41
Once a Month	#		40	15	9	16	21	17	10	15	10	5	8	20	12
Multiple Times Per Month	#		15	6	1	8	8	6	4	5	6	--	8	4	3

Base: All respondents

CAC 2024 Grantee Survey
Q23: How often do you use the following online resources provided by CAC?
CAC events calendar – ClevelandArtsEvents.com

	Total	Past Grant Count [based on sample file]			Grant Type 2024 [based on sample file]		Grant Amount 2024 [based on sample file]				Annual Organizational Budget				
		Less than 10	10 to 15	16 plus	Project Support	General Operating Support	Less than \$5,000	\$5,000-\$19,999	\$20,000-\$99,999	\$100,000 or more	Less than \$150,000	\$150,000 to \$999,999	\$1,000,000 or More		
Total	Total	#	218	89	52	77	130	77	83	62	50	23	70	75	73
Never Used	%		7%	8%	4%	8%	6%	9%	7%	3%	12%	4%	3%	11%	7%
One Time or Less Per Year	%		18%	20%	25%	10%	22%	9%	23%	19%	10%	13%	24%	16%	14%
Once Every Few Months	%		41%	46%	42%	34%	48%	30%	48%	47%	20%	43%	46%	35%	42%
Once a Month	%		23%	16%	23%	32%	15%	38%	10%	24%	42%	30%	16%	31%	23%
Multiple Times Per Month	%		11%	10%	6%	16%	8%	14%	12%	6%	16%	9%	11%	8%	14%
Never Used	#		15	7	2	6	8	7	6	2	6	1	2	8	5
One Time or Less Per Year	#		39	18	13	8	29	7	19	12	5	3	17	12	10
Once Every Few Months	#		89	41	22	26	63	23	40	29	10	10	32	26	31
Once a Month	#		51	14	12	25	19	29	8	15	21	7	11	23	17

Multiple Times Per Month	#	24	9	3	12	11	11	10	4	8	2	8	6	10
--------------------------	---	----	---	---	----	----	----	----	---	---	---	---	---	----

Base: All respondents

CAC 2024 Grantee Survey
Q23: How often do you use the following online resources provided by CAC?
CAC social media pages (Facebook, Instagram, YouTube)

			Total	Past Grant Count [based on sample file]			Grant Type 2024 [based on sample file]		Grant Amount 2024 [based on sample file]				Annual Organizational Budget		
				Less than 10	10 to 15	16 plus	Project Support	General Operating Support	Less than \$5,000	\$5,000-\$19,999	\$20,000-\$99,999	\$100,000 or more	Less than \$150,000	\$150,000 to \$999,999	\$1,000,000 or More
Total	Total	#	218	89	52	77	130	77	83	62	50	23	70	75	73
Never Used	%		28%	31%	25%	27%	30%	29%	30%	24%	28%	35%	29%	25%	32%
One Time or Less Per Year	%		24%	27%	27%	18%	28%	18%	30%	23%	14%	26%	23%	21%	27%
Once Every Few Months	%		31%	25%	38%	32%	27%	34%	28%	32%	40%	17%	27%	40%	25%
Once a Month	%		12%	8%	8%	19%	10%	17%	4%	18%	14%	22%	11%	12%	12%
Multiple Times Per Month	%		5%	9%	2%	3%	5%	3%	8%	3%	4%	--	10%	1%	4%
Never Used	#		62	28	13	21	39	22	25	15	14	8	20	19	23
One Time or Less Per Year	#		52	24	14	14	36	14	25	14	7	6	16	16	20
Once Every Few Months	#		67	22	20	25	35	26	23	20	20	4	19	30	18
Once a Month	#		26	7	4	15	13	13	3	11	7	5	8	9	9
Multiple Times Per Month	#		11	8	1	2	7	2	7	2	2	--	7	1	3

Base: All respondents

CAC 2024 Grantee Survey
Q24: How helpful do you find the following online resources provided by CAC?
CAC's website - cacgrants.org

			Total	Past Grant Count [based on sample file]			Grant Type 2024 [based on sample file]		Grant Amount 2024 [based on sample file]				Annual Organizational Budget		
				Less than 10	10 to 15	16 plus	Project Support	General Operating Support	Less than \$5,000	\$5,000-\$19,999	\$20,000-\$99,999	\$100,000 or more	Less than \$150,000	\$150,000 to \$999,999	\$1,000,000 or More
Total	Total	#	209	84	50	75	123	75	78	60	49	22	69	73	67
Top 2 Box (NET Top Box)	%		79%	80%	86%	73%	84%	75%	83%	78%	71%	82%	81%	78%	78%
Very Helpful 5	%		47%	52%	60%	33%	56%	36%	56%	47%	41%	32%	55%	42%	45%
4	%		32%	27%	26%	40%	28%	39%	27%	32%	31%	50%	26%	36%	33%
3	%		14%	12%	8%	20%	11%	17%	12%	13%	20%	9%	12%	14%	16%
Bottom 2 Box (NET Bottom Box)	%		4%	4%	2%	5%	3%	5%	3%	3%	6%	5%	3%	4%	4%
2	%		4%	4%	2%	5%	3%	5%	3%	3%	6%	5%	3%	4%	4%
Not at All Helpful 1	%		--	--	--	--	--	--	--	--	--	--	--	--	--
Not Sure / Not Applicable	%		3%	5%	4%	1%	2%	3%	3%	5%	2%	5%	4%	4%	1%
Top 2 Box (NET Top Box)	#		165	67	43	55	103	56	65	47	35	18	56	57	52
Very Helpful 5	#		99	44	30	25	69	27	44	28	20	7	38	31	30
4	#		66	23	13	30	34	29	21	19	15	11	18	26	22
3	#		29	10	4	15	13	13	9	8	10	2	8	10	11
Bottom 2 Box (NET Bottom Box)	#		8	3	1	4	4	4	2	2	3	1	2	3	3
2	#		8	3	1	4	4	4	2	2	3	1	2	3	3
Not at All Helpful 1	#		--	--	--	--	--	--	--	--	--	--	--	--	--
Not Sure / Not Applicable	#		7	4	2	1	3	2	2	3	1	1	3	3	1

Base: Used online resources provided by CAC

CAC 2024 Grantee Survey
Q24: How helpful do you find the following online resources provided by CAC?
CAC events calendar – ClevelandArtsEvents.com

			Total	Past Grant Count [based on sample file]			Grant Type 2024 [based on sample file]		Grant Amount 2024 [based on sample file]				Annual Organizational Budget		
				Less than 10	10 to 15	16 plus	Project Support	General Operating Support	Less than \$5,000	\$5,000-\$19,999	\$20,000-\$99,999	\$100,000 or more	Less than \$150,000	\$150,000 to \$999,999	\$1,000,000 or More
Total	Total	#	203	82	50	71	122	70	77	60	44	22	68	67	68
Top 2 Box (NET Top Box)	%		67%	63%	72%	66%	66%	69%	66%	67%	68%	64%	68%	69%	63%
Very Helpful 5	%		35%	38%	34%	32%	37%	31%	39%	35%	32%	27%	46%	30%	29%
4	%		32%	26%	38%	34%	30%	37%	27%	32%	36%	36%	22%	39%	34%
3	%		23%	24%	14%	28%	23%	24%	25%	18%	25%	27%	19%	21%	29%
Bottom 2 Box (NET Bottom Box)	%		6%	9%	6%	3%	7%	4%	5%	8%	7%	--	7%	9%	1%
2	%		4%	7%	2%	1%	5%	1%	5%	5%	2%	--	6%	4%	1%
Not at All Helpful 1	%		2%	1%	4%	1%	2%	3%	--	3%	5%	--	1%	4%	--
Not Sure / Not Applicable	%		4%	4%	8%	3%	4%	3%	4%	7%	--	9%	6%	1%	6%
Top 2 Box (NET Top Box)	#		135	52	36	47	81	48	51	40	30	14	46	46	43
Very Helpful 5	#		71	31	17	23	45	22	30	21	14	6	31	20	20
4	#		64	21	19	24	36	26	21	19	16	8	15	26	23
3	#		47	20	7	20	28	17	19	11	11	6	13	14	20
Bottom 2 Box (NET Bottom Box)	#		12	7	3	2	8	3	4	5	3	--	5	6	1
2	#		8	6	1	1	6	1	4	3	1	--	4	3	1
Not at All Helpful 1	#		4	1	2	1	2	2	--	2	2	--	1	3	--
Not Sure / Not Applicable	#		9	3	4	2	5	2	3	4	--	2	4	1	4

Base: Used online resources provided by CAC

CAC 2024 Grantee Survey
Q24: How helpful do you find the following online resources provided by CAC?
CAC social media pages (Facebook, Instagram, YouTube)

			Total	Past Grant Count [based on sample file]			Grant Type 2024 [based on sample file]		Grant Amount 2024 [based on sample file]				Annual Organizational Budget		
				Less than 10	10 to 15	16 plus	Project Support	General Operating Support	Less than \$5,000	\$5,000-\$19,999	\$20,000-\$99,999	\$100,000 or more	Less than \$150,000	\$150,000 to \$999,999	\$1,000,000 or More
Total	Total	#	156	61	39	56	91	55	58	47	36	15	50	56	50
Top 2 Box (NET Top Box)	%		53%	54%	62%	45%	55%	49%	55%	51%	50%	53%	62%	45%	52%
Very Helpful 5	%		22%	25%	28%	14%	25%	15%	26%	23%	17%	13%	30%	16%	20%
4	%		31%	30%	33%	30%	30%	35%	29%	28%	33%	40%	32%	29%	32%
3	%		24%	20%	18%	34%	21%	33%	21%	21%	33%	27%	16%	32%	24%
Bottom 2 Box (NET Bottom Box)	%		9%	13%	5%	7%	11%	5%	10%	13%	6%	--	8%	9%	10%
2	%		8%	11%	5%	5%	9%	5%	9%	11%	6%	--	8%	5%	10%
Not at All Helpful 1	%		1%	2%	--	2%	2%	--	2%	2%	--	--	--	4%	--
Not Sure / Not Applicable	%		14%	13%	15%	14%	13%	13%	14%	15%	11%	20%	14%	14%	14%
Top 2 Box (NET Top Box)	#		82	33	24	25	50	27	32	24	18	8	31	25	26
Very Helpful 5	#		34	15	11	8	23	8	15	11	6	2	15	9	10
4	#		48	18	13	17	27	19	17	13	12	6	16	16	16
3	#		38	12	7	19	19	18	12	10	12	4	8	18	12

Bottom 2 Box (NET Bottom Box)	#	14	8	2	4	10	3	6	6	2	--	4	5	5
2	#	12	7	2	3	8	3	5	5	2	--	4	3	5
Not at All Helpful 1	#	2	1	--	1	2	--	1	1	--	--	--	2	--
Not Sure / Not Applicable	#	22	8	6	8	12	7	8	7	4	3	7	8	7

Base: Used online resources provided by CAC

CAC 2024 Grantee Survey

Q25: Thinking about CAC's main website, cacgrants.org, how easy or difficult do you find the site to navigate?

			Total	Past Grant Count [based on sample file]			Grant Type 2024 [based on sample file]		Grant Amount 2024 [based on sample file]				Annual Organizational Budget		
				Less than 10	10 to 15	16 plus	Project Support	General Operating Support	Less than \$5,000	\$5,000-\$19,999	\$20,000-\$99,999	\$100,000 or more	Less than \$150,000	\$150,000 to \$999,999	\$1,000,000 or More
Total	Total	#	209	84	50	75	123	75	78	60	49	22	69	73	67
Top 2 Box (NET Top Box)	%		76%	75%	80%	73%	78%	72%	76%	80%	73%	68%	77%	79%	70%
Very Easy to Navigate 5	%		35%	39%	42%	27%	39%	27%	41%	37%	31%	23%	39%	29%	39%
4	%		40%	36%	38%	47%	39%	45%	35%	43%	43%	45%	38%	51%	31%
3	%		16%	15%	18%	16%	16%	16%	18%	13%	14%	23%	13%	15%	21%
Bottom 2 Box (NET Bottom Box)	%		4%	5%	--	7%	3%	7%	5%	2%	6%	5%	6%	3%	4%
2	%		3%	4%	--	5%	2%	5%	4%	2%	4%	5%	4%	1%	4%
Very Difficult to Navigate 1	%		1%	1%	--	1%	1%	1%	1%	--	2%	--	1%	1%	--
Not Sure / Not Applicable	%		4%	5%	2%	4%	2%	5%	1%	5%	6%	5%	4%	3%	4%
Top 2 Box (NET Top Box)	#		158	63	40	55	96	54	59	48	36	15	53	58	47
Very Easy to Navigate 5	#		74	33	21	20	48	20	32	22	15	5	27	21	26
4	#		84	30	19	35	48	34	27	26	21	10	26	37	21
3	#		34	13	9	12	20	12	14	8	7	5	9	11	14
Bottom 2 Box (NET Bottom Box)	#		9	4	--	5	4	5	4	1	3	1	4	2	3
2	#		7	3	--	4	3	4	3	1	2	1	3	1	3
Very Difficult to Navigate 1	#		2	1	--	1	1	1	1	--	1	--	1	1	--
Not Sure / Not Applicable	#		8	4	1	3	3	4	1	3	3	1	3	2	3

Base: Used online resources provided by CAC

CAC 2024 Grantee Survey

Q26: How useful as a place to publicize and promote your organization's events do you find CAC's events website, ClevelandArtsEvents.com?

			Total	Past Grant Count [based on sample file]			Grant Type 2024 [based on sample file]		Grant Amount 2024 [based on sample file]				Annual Organizational Budget		
				Less than 10	10 to 15	16 plus	Project Support	General Operating Support	Less than \$5,000	\$5,000-\$19,999	\$20,000-\$99,999	\$100,000 or more	Less than \$150,000	\$150,000 to \$999,999	\$1,000,000 or More
Total	Total	#	202	81	50	71	122	70	77	59	44	22	67	67	68
Top 2 Box (NET Top Box)	%		59%	56%	54%	66%	57%	64%	55%	61%	61%	64%	58%	60%	59%
Very Useful 5	%		27%	32%	14%	30%	27%	27%	34%	20%	25%	23%	33%	25%	22%
4	%		32%	23%	40%	37%	30%	37%	21%	41%	36%	41%	25%	34%	37%
3	%		26%	27%	32%	20%	30%	20%	30%	25%	20%	23%	22%	28%	26%
Bottom 2 Box (NET Bottom Box)	%		10%	14%	8%	8%	10%	10%	10%	10%	14%	5%	13%	10%	7%
2	%		7%	12%	--	7%	7%	7%	8%	7%	9%	5%	9%	6%	7%
Not at All Useful 1	%		3%	1%	8%	1%	3%	3%	3%	3%	5%	--	4%	4%	--
Not Sure / Not Applicable	%		5%	4%	6%	6%	4%	6%	5%	3%	5%	9%	6%	1%	7%

Top 2 Box (NET Top Box)	#	119	45	27	47	69	45	42	36	27	14	39	40	40
Very Useful 5	#	54	26	7	21	33	19	26	12	11	5	22	17	15
4	#	65	19	20	26	36	26	16	24	16	9	17	23	25
3	#	52	22	16	14	36	14	23	15	9	5	15	19	18
Bottom 2 Box (NET Bottom Box)	#	21	11	4	6	12	7	8	6	6	1	9	7	5
2	#	15	10	--	5	8	5	6	4	4	1	6	4	5
Not at All Useful 1	#	6	1	4	1	4	2	2	2	2	--	3	3	--
Not Sure / Not Applicable	#	10	3	3	4	5	4	4	2	2	2	4	1	5

Base: Used online resources provided by CAC

CAC 2024 Grantee Survey

Q27: As a public funder, do you think Cuyahoga Arts & Culture should provide information to residents to increase awareness of the programs, events, and organizations it funds?

	Total	Past Grant Count [based on sample file]			Grant Type 2024 [based on sample file]		Grant Amount 2024 [based on sample file]				Annual Organizational Budget			
		Less than 10	10 to 15	16 plus	Project Support	General Operating Support	Less than \$5,000	\$5,000-\$19,999	\$20,000-\$99,999	\$100,000 or more	Less than \$150,000	\$150,000 to \$999,999	\$1,000,000 or More	
Total	Total #	216	88	52	76	129	77	83	60	50	23	68	75	73
Yes	%	82%	82%	90%	78%	87%	77%	87%	87%	76%	70%	88%	83%	77%
No	%	3%	2%	--	5%	1%	6%	1%	--	8%	4%	1%	4%	3%
Not sure	%	11%	15%	6%	9%	10%	9%	10%	12%	8%	17%	9%	12%	11%
No opinion	%	4%	1%	4%	8%	2%	8%	2%	2%	8%	9%	1%	1%	10%
Yes	#	178	72	47	59	112	59	72	52	38	16	60	62	56
No	#	6	2	--	4	1	5	1	--	4	1	1	3	2
Not sure	#	23	13	3	7	13	7	8	7	4	4	6	9	8
No opinion	#	9	1	2	6	3	6	2	1	4	2	1	1	7

Base: All respondents

CAC 2024 Grantee Survey

Q28: Please rate your agreement with the following statements about the communications and support offered by CAC staff to grantees and applicants:
CAC provides clear information about grant cycles, requirements, and timelines.

	Total	Past Grant Count [based on sample file]			Grant Type 2024 [based on sample file]		Grant Amount 2024 [based on sample file]				Annual Organizational Budget			
		Less than 10	10 to 15	16 plus	Project Support	General Operating Support	Less than \$5,000	\$5,000-\$19,999	\$20,000-\$99,999	\$100,000 or more	Less than \$150,000	\$150,000 to \$999,999	\$1,000,000 or More	
Total	Total #	213	87	51	75	127	76	82	59	50	22	68	74	71
Top 2 Box (NET Top Box)	%	91%	89%	94%	93%	90%	92%	89%	95%	90%	95%	93%	93%	88%
Strongly Agree 5	%	68%	63%	78%	68%	69%	65%	68%	74%	61%	68%	72%	68%	65%
4	%	23%	25%	16%	26%	22%	27%	21%	21%	29%	27%	21%	26%	23%
3	%	7%	9%	6%	4%	8%	5%	11%	2%	8%	--	4%	7%	9%
Bottom 2 Box (NET Bottom Box)	%	2%	2%	--	3%	2%	3%	--	4%	2%	5%	3%	--	3%
2	%	2%	2%	--	3%	2%	3%	--	4%	2%	5%	3%	--	3%
Strongly Disagree 1	%	--	--	--	--	--	--	--	--	--	--	--	--	--
Top 2 Box (NET Top Box)	#	192	77	46	69	113	69	73	54	44	21	62	69	61
Strongly Agree 5	#	143	55	38	50	86	49	56	42	30	15	48	50	45
4	#	49	22	8	19	27	20	17	12	14	6	14	19	16
3	#	14	8	3	3	10	4	9	1	4	--	3	5	6
Bottom 2 Box (NET Bottom Box)	#	4	2	--	2	2	2	--	2	1	1	2	--	2

2	#	4	2	--	2	2	2	--	2	1	1	2	--	2
Strongly Disagree 1	#	--	--	--	--	--	--	--	--	--	--	--	--	--

Base: All respondents

CAC 2024 Grantee Survey

Q28: Please rate your agreement with the following statements about the communications and support offered by CAC staff to grantees and applicants:

I receive enough deadline reminders to help me to submit applications and reports to CAC on time.

			Total	Past Grant Count [based on sample file]			Grant Type 2024 [based on sample file]		Grant Amount 2024 [based on sample file]				Annual Organizational Budget		
				Less than 10	10 to 15	16 plus	Project Support	General Operating Support	Less than \$5,000	\$5,000-\$19,999	\$20,000-\$99,999	\$100,000 or more	Less than \$150,000	\$150,000 to \$999,999	\$1,000,000 or More
Total	Total	#	213	87	51	75	127	76	82	59	50	22	68	74	71
Top 2 Box (NET Top Box)	%		95%	93%	92%	99%	93%	97%	91%	96%	98%	95%	93%	97%	94%
Strongly Agree 5	%		79%	74%	82%	83%	79%	78%	78%	82%	78%	77%	81%	78%	79%
4	%		16%	19%	10%	16%	14%	20%	13%	14%	20%	18%	12%	19%	15%
3	%		4%	5%	6%	1%	5%	3%	6%	2%	2%	5%	6%	1%	4%
Bottom 2 Box (NET Bottom Box)	%		1%	2%	2%	--	2%	--	2%	2%	--	--	1%	1%	1%
2	%		1%	2%	2%	--	2%	--	2%	2%	--	--	1%	1%	1%
Strongly Disagree 1	%		--	--	--	--	--	--	--	--	--	--	--	--	--
Top 2 Box (NET Top Box)	#		200	80	46	74	116	74	75	55	49	21	62	71	67
Strongly Agree 5	#		167	64	41	62	99	59	64	47	39	17	54	57	56
4	#		33	16	5	12	17	15	11	8	10	4	8	14	11
3	#		8	4	3	1	6	2	5	1	1	1	4	1	3
Bottom 2 Box (NET Bottom Box)	#		3	2	1	--	3	--	2	1	--	--	1	1	1
2	#		3	2	1	--	3	--	2	1	--	--	1	1	1
Strongly Disagree 1	#		--	--	--	--	--	--	--	--	--	--	--	--	--

Base: All respondents

CAC 2024 Grantee Survey

Q28: Please rate your agreement with the following statements about the communications and support offered by CAC staff to grantees and applicants:

CAC's monthly grantee newsletter, 'CAC Top Three,' is helpful to me and my organization.

			Total	Past Grant Count [based on sample file]			Grant Type 2024 [based on sample file]		Grant Amount 2024 [based on sample file]				Annual Organizational Budget		
				Less than 10	10 to 15	16 plus	Project Support	General Operating Support	Less than \$5,000	\$5,000-\$19,999	\$20,000-\$99,999	\$100,000 or more	Less than \$150,000	\$150,000 to \$999,999	\$1,000,000 or More
Total	Total	#	213	87	51	75	127	76	82	59	50	22	68	74	71
Top 2 Box (NET Top Box)	%		59%	61%	59%	55%	59%	54%	64%	57%	48%	70%	60%	59%	57%
Strongly Agree 5	%		31%	34%	32%	27%	30%	26%	33%	30%	22%	45%	32%	32%	29%
4	%		28%	28%	27%	28%	29%	28%	31%	26%	26%	25%	28%	27%	28%
3	%		28%	24%	32%	31%	28%	30%	24%	32%	35%	20%	25%	26%	34%
Bottom 2 Box (NET Bottom Box)	%		13%	15%	9%	13%	12%	16%	13%	11%	17%	10%	15%	15%	9%
2	%		12%	13%	9%	12%	12%	13%	11%	11%	13%	10%	15%	12%	8%
Strongly Disagree 1	%		2%	3%	--	1%	1%	3%	1%	--	4%	--	--	3%	2%
Top 2 Box (NET Top Box)	#		112	49	26	37	67	37	46	30	22	14	36	39	37
Strongly Agree 5	#		59	27	14	18	34	18	24	16	10	9	19	21	19
4	#		53	22	12	19	33	19	22	14	12	5	17	18	18
3	#		54	19	14	21	32	21	17	17	16	4	15	17	22

Bottom 2 Box (NET Bottom Box) #	25	12	4	9	14	11	9	6	8	2	9	10	6
2 #	22	10	4	8	13	9	8	6	6	2	9	8	5
Strongly Disagree 1 #	3	2	--	1	1	2	1	--	2	--	--	2	1

Base: All respondents

CAC 2024 Grantee Survey

Q28: Please rate your agreement with the following statements about the communications and support offered by CAC staff to grantees and applicants:

I know how to contact my grants manager .

	Total	Past Grant Count [based on sample file]			Grant Type 2024 [based on sample file]		Grant Amount 2024 [based on sample file]				Annual Organizational Budget			
		Less than 10	10 to 15	16 plus	Project Support	General Operating Support	Less than \$5,000	\$5,000-\$19,999	\$20,000-\$99,999	\$100,000 or more	Less than \$150,000	\$150,000 to \$999,999	\$1,000,000 or More	
Total	Total #	213	87	51	75	127	76	82	59	50	22	68	74	71
Top 2 Box (NET Top Box)	%	93%	94%	94%	92%	94%	92%	93%	95%	92%	95%	95%	93%	91%
Strongly Agree 5	%	81%	77%	88%	83%	81%	80%	79%	84%	78%	91%	82%	81%	81%
4	%	12%	17%	6%	9%	13%	12%	14%	11%	14%	5%	14%	12%	10%
3	%	5%	3%	2%	8%	3%	8%	4%	4%	8%	5%	3%	5%	6%
Bottom 2 Box (NET Bottom Box)	%	2%	2%	4%	--	3%	--	4%	2%	--	--	2%	1%	3%
2	%	1%	2%	2%	--	2%	--	2%	2%	--	--	2%	--	3%
Strongly Disagree 1	%	0%	--	2%	--	1%	--	1%	--	--	--	--	1%	--
Top 2 Box (NET Top Box)	#	196	81	46	69	116	70	75	54	46	21	63	69	64
Strongly Agree 5	#	171	66	43	62	100	61	64	48	39	20	54	60	57
4	#	25	15	3	7	16	9	11	6	7	1	9	9	7
3	#	10	3	1	6	4	6	3	2	4	1	2	4	4
Bottom 2 Box (NET Bottom Box)	#	4	2	2	--	4	--	3	1	--	--	1	1	2
2	#	3	2	1	--	3	--	2	1	--	--	1	--	2
Strongly Disagree 1	#	1	--	1	--	1	--	1	--	--	--	--	1	--

Base: All respondents

CAC 2024 Grantee Survey

Q28: Please rate your agreement with the following statements about the communications and support offered by CAC staff to grantees and applicants:

My grant manager has been helpful in answering questions when they come up.

	Total	Past Grant Count [based on sample file]			Grant Type 2024 [based on sample file]		Grant Amount 2024 [based on sample file]				Annual Organizational Budget			
		Less than 10	10 to 15	16 plus	Project Support	General Operating Support	Less than \$5,000	\$5,000-\$19,999	\$20,000-\$99,999	\$100,000 or more	Less than \$150,000	\$150,000 to \$999,999	\$1,000,000 or More	
Total	Total #	213	87	51	75	127	76	82	59	50	22	68	74	71
Top 2 Box (NET Top Box)	%	93%	94%	98%	89%	95%	89%	94%	96%	88%	95%	95%	92%	93%
Strongly Agree 5	%	76%	73%	85%	75%	79%	72%	75%	80%	70%	86%	74%	78%	76%
4	%	17%	21%	13%	15%	17%	17%	19%	16%	18%	9%	21%	14%	16%
3	%	5%	2%	2%	11%	2%	11%	4%	2%	12%	5%	5%	8%	3%
Bottom 2 Box (NET Bottom Box)	%	1%	4%	--	--	2%	--	3%	2%	--	--	--	--	4%
2	%	1%	4%	--	--	2%	--	3%	2%	--	--	--	--	4%
Strongly Disagree 1	%	--	--	--	--	--	--	--	--	--	--	--	--	--
Top 2 Box (NET Top Box)	#	193	80	46	67	115	68	75	53	44	21	63	67	63
Strongly Agree 5	#	158	62	40	56	95	55	60	44	35	19	49	57	52

4	#	35	18	6	11	20	13	15	9	9	2	14	10	11
3	#	11	2	1	8	3	8	3	1	6	1	3	6	2
Bottom 2 Box (NET Bottom Box)	#	3	3	--	--	3	--	2	1	--	--	--	--	3
2	#	3	3	--	--	3	--	2	1	--	--	--	--	3
Strongly Disagree 1	#	--	--	--	--	--	--	--	--	--	--	--	--	--

Base: All respondents

CAC 2024 Grantee Survey

Q28: Please rate your agreement with the following statements about the communications and support offered by CAC staff to grantees and applicants:
I received clear communications about changes to my organization's grant amount between 2023 and 2024.

			Total	Past Grant Count [based on sample file]			Grant Type 2024 [based on sample file]		Grant Amount 2024 [based on sample file]				Annual Organizational Budget		
				Less than 10	10 to 15	16 plus	Project Support	General Operating Support	Less than \$5,000	\$5,000-\$19,999	\$20,000-\$99,999	\$100,000 or more	Less than \$150,000	\$150,000 to \$999,999	\$1,000,000 or More
Total	Total	#	213	87	51	75	127	76	82	59	50	22	68	74	71
Top 2 Box (NET Top Box)	%		90%	87%	94%	91%	88%	91%	89%	91%	92%	86%	88%	96%	86%
Strongly Agree 5	%		68%	68%	69%	68%	65%	70%	62%	73%	70%	73%	62%	71%	71%
4	%		22%	19%	25%	23%	23%	21%	27%	18%	22%	14%	26%	25%	14%
3	%		6%	7%	4%	5%	7%	5%	8%	4%	4%	9%	9%	1%	7%
Bottom 2 Box (NET Bottom Box)	%		4%	6%	2%	4%	5%	4%	4%	5%	4%	5%	3%	3%	7%
2	%		2%	1%	2%	4%	2%	4%	1%	2%	4%	5%	--	3%	4%
Strongly Disagree 1	%		2%	5%	--	--	3%	--	3%	4%	--	--	3%	--	3%
Top 2 Box (NET Top Box)	#		186	73	45	68	107	69	70	51	46	19	57	69	60
Strongly Agree 5	#		141	57	33	51	79	53	49	41	35	16	40	51	50
4	#		45	16	12	17	28	16	21	10	11	3	17	18	10
3	#		12	6	2	4	8	4	6	2	2	2	6	1	5
Bottom 2 Box (NET Bottom Box)	#		9	5	1	3	6	3	3	3	2	1	2	2	5
2	#		5	1	1	3	2	3	1	1	2	1	--	2	3
Strongly Disagree 1	#		4	4	--	--	4	--	2	2	--	--	2	--	2

Base: All respondents

CAC 2024 Grantee Survey

Q28: Please rate your agreement with the following statements about the communications and support offered by CAC staff to grantees and applicants:
I understand how my organization's 2024 grant amount was calculated.

			Total	Past Grant Count [based on sample file]			Grant Type 2024 [based on sample file]		Grant Amount 2024 [based on sample file]				Annual Organizational Budget		
				Less than 10	10 to 15	16 plus	Project Support	General Operating Support	Less than \$5,000	\$5,000-\$19,999	\$20,000-\$99,999	\$100,000 or more	Less than \$150,000	\$150,000 to \$999,999	\$1,000,000 or More
Total	Total	#	213	87	51	75	127	76	82	59	50	22	68	74	71
Top 2 Box (NET Top Box)	%		67%	58%	75%	72%	66%	67%	61%	72%	67%	76%	63%	62%	76%
Strongly Agree 5	%		41%	39%	44%	43%	40%	44%	38%	44%	42%	48%	39%	40%	46%
4	%		25%	19%	31%	29%	26%	23%	23%	28%	25%	29%	23%	22%	31%
3	%		21%	28%	13%	18%	20%	23%	23%	16%	27%	14%	25%	25%	13%
Bottom 2 Box (NET Bottom Box)	%		12%	14%	13%	10%	14%	10%	16%	12%	6%	10%	13%	14%	10%
2	%		9%	11%	10%	6%	11%	5%	13%	9%	4%	5%	9%	11%	6%
Strongly Disagree 1	%		3%	4%	2%	4%	2%	4%	4%	4%	2%	5%	3%	3%	4%

Top 2 Box (NET Top Box)	#	137	49	36	52	81	49	48	41	32	16	40	45	52
Strongly Agree 5	#	85	33	21	31	49	32	30	25	20	10	25	29	31
4	#	52	16	15	21	32	17	18	16	12	6	15	16	21
3	#	43	24	6	13	24	17	18	9	13	3	16	18	9
Bottom 2 Box (NET Bottom Box)	#	25	12	6	7	17	7	13	7	3	2	8	10	7
2	#	18	9	5	4	14	4	10	5	2	1	6	8	4
Strongly Disagree 1	#	7	3	1	3	3	3	3	2	1	1	2	2	3

Base: All respondents

CAC 2024 Grantee Survey

**Q28: Please rate your agreement with the following statements about the communications and support offered by CAC staff to grantees and applicants:
CAC communicates with transparency about changes to their grantmaking process .**

			Total	Past Grant Count [based on sample file]			Grant Type 2024 [based on sample file]		Grant Amount 2024 [based on sample file]				Annual Organizational Budget		
				Less than 10	10 to 15	16 plus	Project Support	General Operating Support	Less than \$5,000	\$5,000-\$19,999	\$20,000-\$99,999	\$100,000 or more	Less than \$150,000	\$150,000 to \$999,999	\$1,000,000 or More
Total	Total	#	213	87	51	75	127	76	82	59	50	22	68	74	71
Top 2 Box (NET Top Box)	%		73%	68%	81%	75%	75%	71%	74%	75%	74%	67%	71%	69%	81%
Strongly Agree 5	%		48%	48%	51%	46%	50%	44%	50%	50%	41%	52%	45%	45%	55%
4	%		25%	20%	30%	28%	25%	26%	24%	25%	33%	14%	26%	24%	25%
3	%		18%	24%	17%	11%	19%	15%	21%	16%	13%	19%	23%	18%	12%
Bottom 2 Box (NET Bottom Box)	%		9%	8%	2%	14%	6%	14%	5%	9%	13%	14%	6%	13%	7%
2	%		6%	5%	2%	10%	4%	10%	5%	4%	9%	10%	3%	8%	6%
Strongly Disagree 1	%		3%	4%	--	4%	2%	4%	--	5%	4%	5%	3%	4%	1%
Top 2 Box (NET Top Box)	#		149	58	38	53	92	51	59	42	34	14	46	49	54
Strongly Agree 5	#		98	41	24	33	61	32	40	28	19	11	29	32	37
4	#		51	17	14	20	31	19	19	14	15	3	17	17	17
3	#		36	20	8	8	23	11	17	9	6	4	15	13	8
Bottom 2 Box (NET Bottom Box)	#		18	7	1	10	7	10	4	5	6	3	4	9	5
2	#		12	4	1	7	5	7	4	2	4	2	2	6	4
Strongly Disagree 1	#		6	3	--	3	2	3	--	3	2	1	2	3	1

Base: All respondents

CAC 2024 Grantee Survey

Q30: Which of the following has CAC funding helped support at your organization? (check all that apply)

			Total	Past Grant Count [based on sample file]			Grant Type 2024 [based on sample file]		Grant Amount 2024 [based on sample file]				Annual Organizational Budget		
				Less than 10	10 to 15	16 plus	Project Support	General Operating Support	Less than \$5,000	\$5,000-\$19,999	\$20,000-\$99,999	\$100,000 or more	Less than \$150,000	\$150,000 to \$999,999	\$1,000,000 or More
Total	Total	#	213	87	51	75	127	76	82	59	50	22	68	74	71
	Fulfilling our mission	%	77%	72%	73%	85%	69%	89%	71%	69%	94%	82%	79%	78%	73%
	Enhancing or growing programming	%	59%	60%	59%	57%	57%	59%	55%	63%	58%	64%	65%	59%	52%
	Sustaining existing programming	%	81%	74%	82%	89%	76%	88%	74%	78%	92%	91%	76%	88%	79%
	Launching new programs	%	31%	28%	33%	32%	27%	38%	26%	29%	32%	50%	34%	19%	39%

Hiring or contracting artists or % creatives	46%	46%	45%	47%	43%	46%	41%	47%	54%	41%	46%	51%	41%
Supporting internal operations	33%	16%	18%	64%	10%	70%	9%	27%	68%	64%	18%	41%	41%
Equity initiatives	30%	16%	20%	52%	13%	58%	15%	15%	54%	68%	16%	28%	44%
Enhancing awareness for our organization	40%	40%	35%	44%	39%	47%	38%	36%	42%	59%	43%	34%	45%
Managing through the pandemic	48%	24%	45%	77%	29%	79%	22%	51%	74%	77%	35%	51%	56%
Reaching new audiences	34%	32%	35%	35%	34%	36%	38%	24%	30%	55%	41%	22%	39%
Other (specify)	0%	--	--	1%	--	1%	--	--	2%	--	--	1%	--
Unsure/I do not know	2%	2%	2%	1%	2%	1%	2%	2%	--	5%	1%	1%	3%
Fulfilling our mission	# 164	# 63	# 37	# 64	# 88	# 68	# 58	# 41	# 47	# 18	# 54	# 58	# 52
Enhancing or growing programming	# 125	# 52	# 30	# 43	# 73	# 45	# 45	# 37	# 29	# 14	# 44	# 44	# 37
Sustaining existing programming	# 173	# 64	# 42	# 67	# 97	# 67	# 61	# 46	# 46	# 20	# 52	# 65	# 56
Launching new programs	# 65	# 24	# 17	# 24	# 34	# 29	# 21	# 17	# 16	# 11	# 23	# 14	# 28
Hiring or contracting artists or creatives	# 98	# 40	# 23	# 35	# 55	# 35	# 34	# 28	# 27	# 9	# 31	# 38	# 29
Supporting internal operations	# 71	# 14	# 9	# 48	# 13	# 53	# 7	# 16	# 34	# 14	# 12	# 30	# 29
Equity initiatives	# 63	# 14	# 10	# 39	# 16	# 44	# 12	# 9	# 27	# 15	# 11	# 21	# 31
Enhancing awareness for our organization	# 86	# 35	# 18	# 33	# 49	# 36	# 31	# 21	# 21	# 13	# 29	# 25	# 32
Managing through the pandemic	# 102	# 21	# 23	# 58	# 37	# 60	# 18	# 30	# 37	# 17	# 24	# 38	# 40
Reaching new audiences	# 72	# 28	# 18	# 26	# 43	# 27	# 31	# 14	# 15	# 12	# 28	# 16	# 28
Other (specify)	# 1	# --	# --	# 1	# --	# 1	# --	# --	# 1	# --	# --	# 1	# --
Unsure/I do not know	# 4	# 2	# 1	# 1	# 3	# 1	# 2	# 1	# --	# 1	# 1	# 1	# 2

Base: All respondents

CAC 2024 Grantee Survey
Q31: How does your organization measure its impact? (check all that apply)

	Total	Past Grant Count [based on sample file]			Grant Type 2024 [based on sample file]		Grant Amount 2024 [based on sample file]				Annual Organizational Budget		
		Less than 10	10 to 15	16 plus	Project Support	General Operating Support	Less than \$5,000	\$5,000-\$19,999	\$20,000-\$99,999	\$100,000 or more	Less than \$150,000	\$150,000 to \$999,999	\$1,000,000 or More
Total	# 213	87	51	75	127	76	82	59	50	22	68	74	71
Audience/participant attendance levels	% 92%	86%	96%	95%	91%	95%	88%	95%	92%	95%	91%	92%	92%
Audience/participant feedback	% 85%	79%	84%	91%	80%	93%	78%	83%	92%	95%	78%	91%	85%
Formalized, critical acclaim/external awards or recognition	% 24%	16%	20%	36%	17%	39%	11%	24%	26%	68%	19%	24%	28%
Funding institutions or dollars raised	% 44%	30%	37%	64%	31%	67%	22%	47%	56%	86%	28%	46%	56%
Goal setting and evaluation	% 65%	52%	61%	84%	53%	88%	50%	59%	84%	95%	40%	70%	85%
Performance metrics	% 45%	38%	41%	56%	37%	58%	32%	46%	56%	68%	28%	43%	63%
Other (specify)	% 2%	--	4%	3%	2%	3%	--	3%	4%	--	--	3%	3%

We do not currently measure our impact	%	0%	--	2%	--	1%	--	1%	--	--	--	1%	--	--
Audience/participant attendance levels	#	195	75	49	71	115	72	72	56	46	21	62	68	65
Audience/participant feedback	#	180	69	43	68	101	71	64	49	46	21	53	67	60
Formalized, critical acclaim/external awards or recognition	#	51	14	10	27	21	30	9	14	13	15	13	18	20
Funding institutions or dollars raised	#	93	26	19	48	40	51	18	28	28	19	19	34	40
Goal setting and evaluation	#	139	45	31	63	67	67	41	35	42	21	27	52	60
Performance metrics	#	96	33	21	42	47	44	26	27	28	15	19	32	45
Other (specify)	#	4	--	2	2	2	2	--	2	2	--	--	2	2
We do not currently measure our impact	#	1	--	1	--	1	--	1	--	--	--	1	--	--

Base: All respondents

CAC 2024 Grantee Survey

Q32: Does your CAC grant help to increase your organizational impact , as you define it?

			Total	Past Grant Count [based on sample file]			Grant Type 2024 [based on sample file]		Grant Amount 2024 [based on sample file]				Annual Organizational Budget		
				Less than 10	10 to 15	16 plus	Project Support	General Operating Support	Less than \$5,000	\$5,000-\$19,999	\$20,000-\$99,999	\$100,000 or more	Less than \$150,000	\$150,000 to \$999,999	\$1,000,000 or More
Total	Total	#	213	87	51	75	127	76	82	59	50	22	68	74	71
Yes	%		89%	90%	86%	91%	86%	93%	90%	83%	92%	95%	90%	88%	90%
No	%		2%	1%	--	4%	1%	4%	1%	--	4%	5%	1%	3%	1%
Not sure	%		9%	9%	14%	5%	13%	3%	9%	17%	4%	--	9%	9%	8%
Yes	#		190	78	44	68	109	71	74	49	46	21	61	65	64
No	#		4	1	--	3	1	3	1	--	2	1	1	2	1
Not sure	#		19	8	7	4	17	2	7	10	2	--	6	7	6

Base: All respondents

CAC 2024 Grantee Survey

Q33: Does your organization currently employ or contract a lobbyist or advocacy firm to help achieve your goals?

			Total	Past Grant Count [based on sample file]			Grant Type 2024 [based on sample file]		Grant Amount 2024 [based on sample file]				Annual Organizational Budget		
				Less than 10	10 to 15	16 plus	Project Support	General Operating Support	Less than \$5,000	\$5,000-\$19,999	\$20,000-\$99,999	\$100,000 or more	Less than \$150,000	\$150,000 to \$999,999	\$1,000,000 or More
Total	Total	#	213	87	51	75	127	76	82	59	50	22	68	74	71
Yes	%		13%	3%	14%	23%	7%	24%	2%	12%	8%	64%	--	3%	35%
No	%		83%	93%	84%	71%	90%	70%	94%	86%	88%	23%	97%	97%	55%
Not sure	%		4%	3%	2%	7%	3%	7%	4%	2%	4%	14%	3%	--	10%
Yes	#		27	3	7	17	9	18	2	7	4	14	--	2	25
No	#		177	81	43	53	114	53	77	51	44	5	66	72	39
Not sure	#		9	3	1	5	4	5	3	1	2	3	2	--	7

Base: All respondents

CAC 2024 Grantee Survey

Q34: As anticipated, CAC receives decreasing tax revenue each year (down 50% since CAC's inception). At the same time, CAC receives increasing numbers of applications each year.

How should CAC's grantmaking process best accommodate this?

			Total	Past Grant Count [based on sample file]			Grant Type 2024 [based on sample file]		Grant Amount 2024 [based on sample file]				Annual Organizational Budget		
				Less than 10	10 to 15	16 plus	Project Support	General Operating Support	Less than \$5,000	\$5,000-\$19,999	\$20,000-\$99,999	\$100,000 or more	Less than \$150,000	\$150,000 to \$999,999	\$1,000,000 or More
Total	Total	#	212	86	51	75	127	76	82	58	50	22	67	74	71
Make the grants process more competitive	%		25%	21%	29%	27%	25%	25%	23%	28%	28%	18%	19%	26%	30%
Make the eligibility requirements more restrictive	%		25%	19%	20%	35%	19%	36%	15%	22%	36%	41%	15%	27%	31%
Make the grants smaller so more nonprofits can receive grants	%		33%	38%	39%	24%	40%	24%	48%	29%	22%	18%	48%	27%	27%
Stop accepting new applicants	%		17%	22%	12%	15%	16%	16%	15%	21%	14%	23%	18%	20%	13%
Make the grants process more competitive	#		53	18	15	20	32	19	19	16	14	4	13	19	21
Make the eligibility requirements more restrictive	#		52	16	10	26	24	27	12	13	18	9	10	20	22
Make the grants smaller so more nonprofits can receive grants	#		71	33	20	18	51	18	39	17	11	4	32	20	19
Stop accepting new applicants	#		36	19	6	11	20	12	12	12	7	5	12	15	9

Base: All respondents

CAC 2024 Grantee Survey

Q35: In 2024, more than 80% of CAC's grantmaking budget goes to general operating support grants. The remainder goes to project-based grants for nonprofits.

In the future, CAC should consider:

			Total	Past Grant Count [based on sample file]			Grant Type 2024 [based on sample file]		Grant Amount 2024 [based on sample file]				Annual Organizational Budget		
				Less than 10	10 to 15	16 plus	Project Support	General Operating Support	Less than \$5,000	\$5,000-\$19,999	\$20,000-\$99,999	\$100,000 or more	Less than \$150,000	\$150,000 to \$999,999	\$1,000,000 or More
Total	Total	#	212	86	51	75	127	76	82	58	50	22	67	74	71
Allocating more to general operating support grants for nonprofits	%		32%	17%	12%	61%	13%	66%	13%	17%	68%	55%	13%	39%	41%
Allocating more to project-based grants for nonprofits	%		30%	47%	39%	4%	47%	--	49%	38%	2%	--	51%	19%	21%
Keeping allocation levels the same	%		39%	36%	49%	35%	40%	34%	38%	45%	30%	45%	36%	42%	38%
Allocating more to general operating support grants for nonprofits	#		67	15	6	46	16	50	11	10	34	12	9	29	29
Allocating more to project-based grants for nonprofits	#		63	40	20	3	60	--	40	22	1	--	34	14	15

Keeping allocation levels the same #	82	31	25	26	51	26	31	26	15	10	24	31	27
--------------------------------------	----	----	----	----	----	----	----	----	----	----	----	----	----

Base: All respondents

CAC 2024 Grantee Survey

Q37: Where possible, CAC makes multi-year grant commitments.

How important are multi-year commitments where your organization receives the same grant amount each year?

			Total	Past Grant Count [based on sample file]			Grant Type 2024 [based on sample file]		Grant Amount 2024 [based on sample file]				Annual Organizational Budget		
				Less than 10	10 to 15	16 plus	Project Support	General Operating Support	Less than \$5,000	\$5,000-\$19,999	\$20,000-\$99,999	\$100,000 or more	Less than \$150,000	\$150,000 to \$999,999	\$1,000,000 or More
Total	Total	#	212	86	51	75	127	76	82	58	50	22	67	74	71
Top 2 Box (NET Top Box)	%		88%	83%	90%	92%	84%	93%	82%	90%	94%	91%	84%	92%	87%
Very Important 5	%		72%	69%	67%	80%	67%	80%	65%	72%	76%	91%	70%	70%	76%
4	%		16%	14%	24%	12%	17%	13%	17%	17%	18%	--	13%	22%	11%
3	%		5%	6%	4%	4%	6%	4%	9%	--	4%	5%	4%	3%	7%
Bottom 2 Box (NET Bottom Box)	%		1%	1%	--	3%	1%	3%	1%	--	2%	5%	--	1%	3%
2	%		1%	1%	--	3%	1%	3%	1%	--	2%	5%	--	1%	3%
Not at All Important 1	%		--	--	--	--	--	--	--	--	--	--	--	--	--
Not Sure / Not Applicable	%		6%	10%	6%	1%	9%	--	9%	10%	--	--	12%	4%	3%
Top 2 Box (NET Top Box)	#		186	71	46	69	107	71	67	52	47	20	56	68	62
Very Important 5	#		153	59	34	60	85	61	53	42	38	20	47	52	54
4	#		33	12	12	9	22	10	14	10	9	--	9	16	8
3	#		10	5	2	3	7	3	7	--	2	1	3	2	5
Bottom 2 Box (NET Bottom Box)	#		3	1	--	2	1	2	1	--	1	1	--	1	2
2	#		3	1	--	2	1	2	1	--	1	1	--	1	2
Not at All Important 1	#		--	--	--	--	--	--	--	--	--	--	--	--	--
Not Sure / Not Applicable	#		13	9	3	1	12	--	7	6	--	--	8	3	2

Base: All respondents

CAC 2024 Grantee Survey

Q38: How important is CAC funding to your organization?

			Total	Past Grant Count [based on sample file]			Grant Type 2024 [based on sample file]		Grant Amount 2024 [based on sample file]				Annual Organizational Budget		
				Less than 10	10 to 15	16 plus	Project Support	General Operating Support	Less than \$5,000	\$5,000-\$19,999	\$20,000-\$99,999	\$100,000 or more	Less than \$150,000	\$150,000 to \$999,999	\$1,000,000 or More
Total	Total	#	212	86	51	75	127	76	82	58	50	22	67	74	71
Top 2 Box (NET Top Box)	%		93%	92%	90%	97%	90%	99%	88%	95%	100%	95%	96%	93%	92%
Very Important 5	%		84%	84%	73%	93%	79%	92%	76%	88%	92%	91%	94%	82%	77%
4	%		9%	8%	18%	4%	11%	7%	12%	7%	8%	5%	1%	11%	14%
3	%		5%	5%	10%	1%	8%	--	10%	3%	--	--	3%	5%	6%
Bottom 2 Box (NET Bottom Box)	%		2%	3%	--	1%	2%	1%	2%	2%	--	5%	1%	1%	3%
2	%		2%	3%	--	1%	2%	1%	2%	2%	--	5%	1%	1%	3%
Not at All Important 1	%		--	--	--	--	--	--	--	--	--	--	--	--	--
Not Sure / Not Applicable	%		--	--	--	--	--	--	--	--	--	--	--	--	--
Top 2 Box (NET Top Box)	#		198	79	46	73	114	75	72	55	50	21	64	69	65
Very Important 5	#		179	72	37	70	100	70	62	51	46	20	63	61	55

4	#	19	7	9	3	14	5	10	4	4	1	1	8	10
3	#	10	4	5	1	10	--	8	2	--	--	2	4	4
Bottom 2 Box (NET Bottom Box)	#	4	3	--	1	3	1	2	1	--	1	1	1	2
2	#	4	3	--	1	3	1	2	1	--	1	1	1	2
Not at All Important 1	#	--	--	--	--	--	--	--	--	--	--	--	--	--
Not Sure / Not Applicable	#	--	--	--	--	--	--	--	--	--	--	--	--	--

Base: All respondents

CAC 2024 Grantee Survey

Q39: CAC's mission is to inspire and strengthen the community by investing in arts and culture.

To what extent is CAC fulfilling this mission through its grantmaking?

			Total	Past Grant Count [based on sample file]			Grant Type 2024 [based on sample file]		Grant Amount 2024 [based on sample file]				Annual Organizational Budget		
				Less than 10	10 to 15	16 plus	Project Support	General Operating Support	Less than \$5,000	\$5,000-\$19,999	\$20,000-\$99,999	\$100,000 or more	Less than \$150,000	\$150,000 to \$999,999	\$1,000,000 or More
Total	Total	#	212	86	51	75	127	76	82	58	50	22	67	74	71
Top 2 Box (NET Top Box)	%		92%	93%	92%	91%	93%	89%	95%	90%	90%	91%	93%	92%	92%
To a Great Extent 5	%		73%	73%	73%	72%	75%	70%	77%	67%	72%	73%	76%	65%	77%
4	%		19%	20%	20%	19%	18%	20%	18%	22%	18%	18%	16%	27%	14%
3	%		4%	5%	4%	3%	4%	4%	4%	3%	6%	--	1%	5%	4%
Bottom 2 Box (NET Bottom Box)	%		2%	2%	--	4%	2%	4%	--	5%	2%	5%	4%	1%	1%
2	%		2%	2%	--	4%	2%	4%	--	5%	2%	5%	4%	1%	1%
Not at All 1	%		--	--	--	--	--	--	--	--	--	--	--	--	--
Not Sure / Not Applicable	%		2%	--	4%	3%	2%	3%	1%	2%	2%	5%	1%	1%	3%
Top 2 Box (NET Top Box)	#		195	80	47	68	118	68	78	52	45	20	62	68	65
To a Great Extent 5	#		154	63	37	54	95	53	63	39	36	16	51	48	55
4	#		41	17	10	14	23	15	15	13	9	4	11	20	10
3	#		8	4	2	2	5	3	3	2	3	--	1	4	3
Bottom 2 Box (NET Bottom Box)	#		5	2	--	3	2	3	--	3	1	1	3	1	1
2	#		5	2	--	3	2	3	--	3	1	1	3	1	1
Not at All 1	#		--	--	--	--	--	--	--	--	--	--	--	--	--
Not Sure / Not Applicable	#		4	--	2	2	2	2	1	1	1	1	1	1	2

Base: All respondents